

**NOTES**

1. Reinforcement bars shall be as per specification of SLS 1999.  
 2. All reinforcement bars shall be lap welded.  
 3. All reinforcement bars shall be bent as per drawing.  
 4. All reinforcement bars shall be bent as per drawing.  
 5. All reinforcement bars shall be bent as per drawing.

CLIENT: ANJALI AGRIWANG BAHAMAH AND  
 RTA AGRIWANG BAHAMAH

PROJECT: PROPOSED FIVE STOREY  
 ADMINISTRATION BLOCK

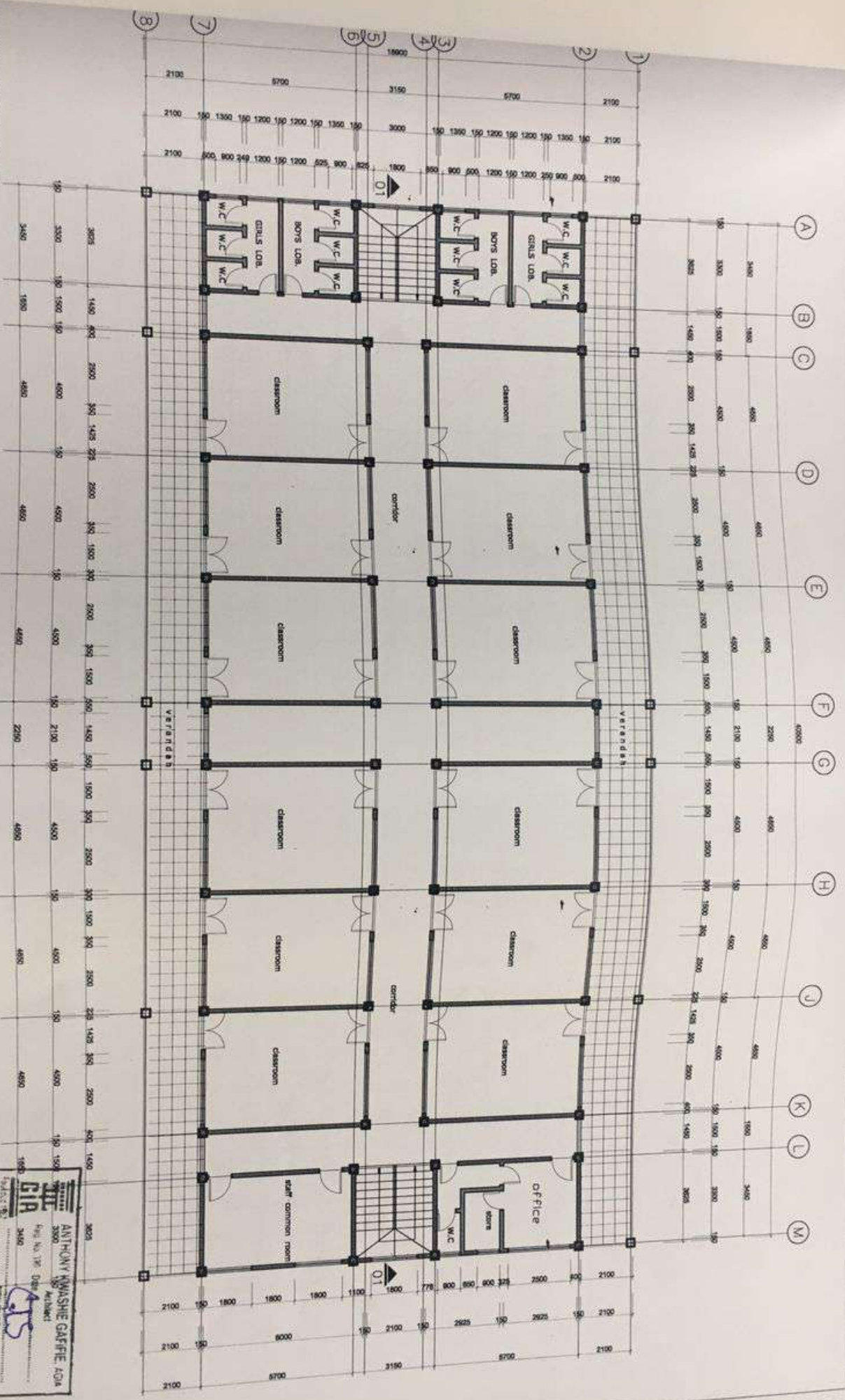
LOCATION: AGRIWANG - GREATER ACCRA REGION

DRAWING TITLE: AS INDICATED

DESIGNED BY:	REVISION:
DRAWN BY:	DATE:
CHECKED BY:	SCALE:
DATE:	PROJECT No. 075
SCALE:	APR 27



**FLOOR PLAN**



**NOTES**

Do not make dimensions for change.  
 Dimensions, Sub-Corrections and  
 Corrections shall only be done after  
 the drawing is approved by the  
 authority and no change.  
 Check any drawings to determine  
 size, location, position,  
 quantity of Sub-Corrections  
 drawings, the Contractor will  
 immediately contact the architect.

DESCRIPTION	DESIGN	CHECK	APPROVED	DATE

CLIENT: **ANSAH AGYEMANG BARIMAH AND  
 RITA AGYEMANG BARIMAH**  
 LOCATION: **ADWEMADOR - GREATER ACCRA REGION**

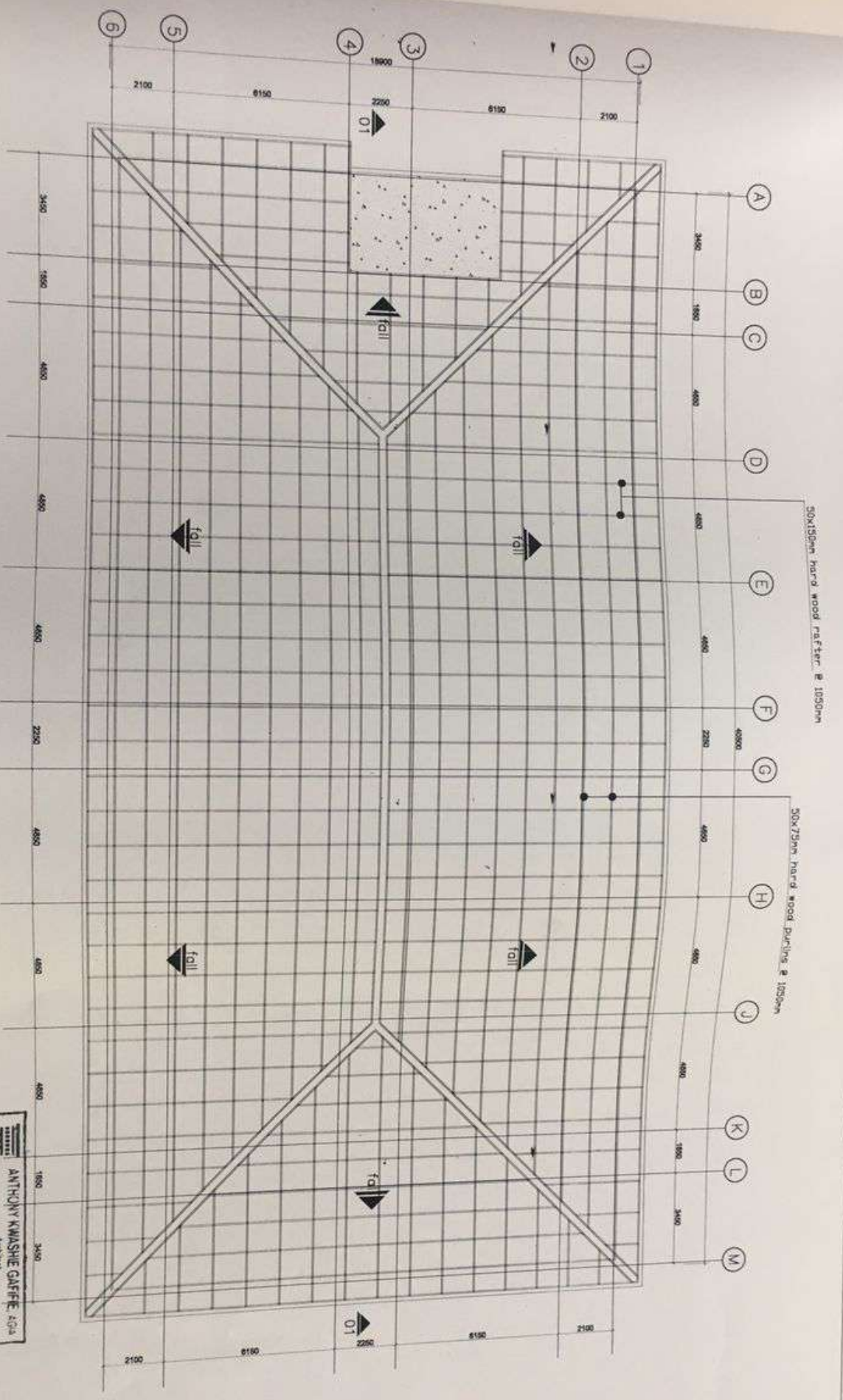
PROJECT: **PROPOSED FIVE STOREY  
 SCHOOL BLOCK**  
 DRAWING TITLE: **AS INDICATED**

CHECKED BY: **NICHOLAS**  
 DESIGNED BY: **NICHOLAS**  
 DATE: **NOV/2021**  
 SCALE: **1:100 & 1:25**  
 SHEET No. 012

**ANTHONY KWASHIE GAFFNE AOA**  
 Reg. No. 178 Date of Issue: 19/08/2019  
 Architect  
**AKS**  
 KNUDISE

# ROOF FRAME

SCALE: 1:100



DESCRIPTION	DESIGN	CHECK	APPROVED	DATE

**NOTES**

Do not make alterations to this drawing without the written consent of the Architect. All dimensions are in millimeters unless otherwise stated. The Contractor shall be responsible for ensuring that the work is carried out in accordance with the approved drawings and specifications. Any variations must be approved in writing by the Architect.

CLIENT: **ANSAH AGYEMANG BARIMAH AND RITA AGYEMANG BARIMAH**

PROJECT: **PROPOSED FOUR STOREY SCHOOL BLOCK**

LOCATION: **ADWEMADOR - GREATER ACCRA REGION**

DRAWING TITLE: **AS INDICATED**

**ANTHONY KWASHIE GAFFE** ARCHITECTS

100/101/102/103/104/105/106/107/108/109/110/111/112/113/114/115/116/117/118/119/120/121/122/123/124/125/126/127/128/129/130/131/132/133/134/135/136/137/138/139/140/141/142/143/144/145/146/147/148/149/150/151/152/153/154/155/156/157/158/159/160/161/162/163/164/165/166/167/168/169/170/171/172/173/174/175/176/177/178/179/180/181/182/183/184/185/186/187/188/189/190/191/192/193/194/195/196/197/198/199/200/201/202/203/204/205/206/207/208/209/210/211/212/213/214/215/216/217/218/219/220/221/222/223/224/225/226/227/228/229/230/231/232/233/234/235/236/237/238/239/240/241/242/243/244/245/246/247/248/249/250/251/252/253/254/255/256/257/258/259/260/261/262/263/264/265/266/267/268/269/270/271/272/273/274/275/276/277/278/279/280/281/282/283/284/285/286/287/288/289/290/291/292/293/294/295/296/297/298/299/300/301/302/303/304/305/306/307/308/309/310/311/312/313/314/315/316/317/318/319/320/321/322/323/324/325/326/327/328/329/330/331/332/333/334/335/336/337/338/339/340/341/342/343/344/345/346/347/348/349/350/351/352/353/354/355/356/357/358/359/360/361/362/363/364/365/366/367/368/369/370/371/372/373/374/375/376/377/378/379/380/381/382/383/384/385/386/387/388/389/390/391/392/393/394/395/396/397/398/399/400/401/402/403/404/405/406/407/408/409/410/411/412/413/414/415/416/417/418/419/420/421/422/423/424/425/426/427/428/429/430/431/432/433/434/435/436/437/438/439/440/441/442/443/444/445/446/447/448/449/450/451/452/453/454/455/456/457/458/459/460/461/462/463/464/465/466/467/468/469/470/471/472/473/474/475/476/477/478/479/480/481/482/483/484/485/486/487/488/489/490/491/492/493/494/495/496/497/498/499/500/501/502/503/504/505/506/507/508/509/510/511/512/513/514/515/516/517/518/519/520/521/522/523/524/525/526/527/528/529/530/531/532/533/534/535/536/537/538/539/540/541/542/543/544/545/546/547/548/549/550/551/552/553/554/555/556/557/558/559/560/561/562/563/564/565/566/567/568/569/570/571/572/573/574/575/576/577/578/579/580/581/582/583/584/585/586/587/588/589/590/591/592/593/594/595/596/597/598/599/600/601/602/603/604/605/606/607/608/609/610/611/612/613/614/615/616/617/618/619/620/621/622/623/624/625/626/627/628/629/630/631/632/633/634/635/636/637/638/639/640/641/642/643/644/645/646/647/648/649/650/651/652/653/654/655/656/657/658/659/660/661/662/663/664/665/666/667/668/669/670/671/672/673/674/675/676/677/678/679/680/681/682/683/684/685/686/687/688/689/690/691/692/693/694/695/696/697/698/699/700/701/702/703/704/705/706/707/708/709/710/711/712/713/714/715/716/717/718/719/720/721/722/723/724/725/726/727/728/729/730/731/732/733/734/735/736/737/738/739/740/741/742/743/744/745/746/747/748/749/750/751/752/753/754/755/756/757/758/759/760/761/762/763/764/765/766/767/768/769/770/771/772/773/774/775/776/777/778/779/780/781/782/783/784/785/786/787/788/789/790/791/792/793/794/795/796/797/798/799/800/801/802/803/804/805/806/807/808/809/810/811/812/813/814/815/816/817/818/819/820/821/822/823/824/825/826/827/828/829/830/831/832/833/834/835/836/837/838/839/840/841/842/843/844/845/846/847/848/849/850/851/852/853/854/855/856/857/858/859/860/861/862/863/864/865/866/867/868/869/870/871/872/873/874/875/876/877/878/879/880/881/882/883/884/885/886/887/888/889/890/891/892/893/894/895/896/897/898/899/900/901/902/903/904/905/906/907/908/909/910/911/912/913/914/915/916/917/918/919/920/921/922/923/924/925/926/927/928/929/930/931/932/933/934/935/936/937/938/939/940/941/942/943/944/945/946/947/948/949/950/951/952/953/954/955/956/957/958/959/960/961/962/963/964/965/966/967/968/969/970/971/972/973/974/975/976/977/978/979/980/981/982/983/984/985/986/987/988/989/990/991/992/993/994/995/996/997/998/999/1000

CHECKED BY: <b>NICHOLAS</b>	DESIGNED BY: <b>NICHOLAS</b>	DATE: <b>NOV 2021</b>	SCALE: <b>1:100 &amp; 1:25</b>	SHEET NO.: <b>012</b>

AR.05

DESIGNER	CHECKER	APPROVED	DATE

**NOTES**

Do not scale dimensions for details.  
 Consider the Contractor and  
 their subcontractors  
 responsibility for all dimensions  
 shown. The Contractor shall  
 verify all dimensions  
 before commencing any work &  
 notify any size change.

Should any dimensions in drawings  
 appear to be in error, the  
 responsibility of the Contractor  
 shall be to verify the dimensions  
 and notify the Architect and  
 immediately contact the Architect by e-mail.

CLIENT: **ANSAH AGYEMANG BARIMAH AND  
 RITA AGYEMANG BARIMAH**

LOCATION: **ADWEMADOR - GREATER ACCRA REGION**

PROJECT: **PROPOSED FOUR STOREY  
 SCHOOL BLOCK**

DRAWING TITLE: **AS INDICATED**

CHECKED BY: **NICHOLAS**

DESIGNED BY: **NICHOLAS**

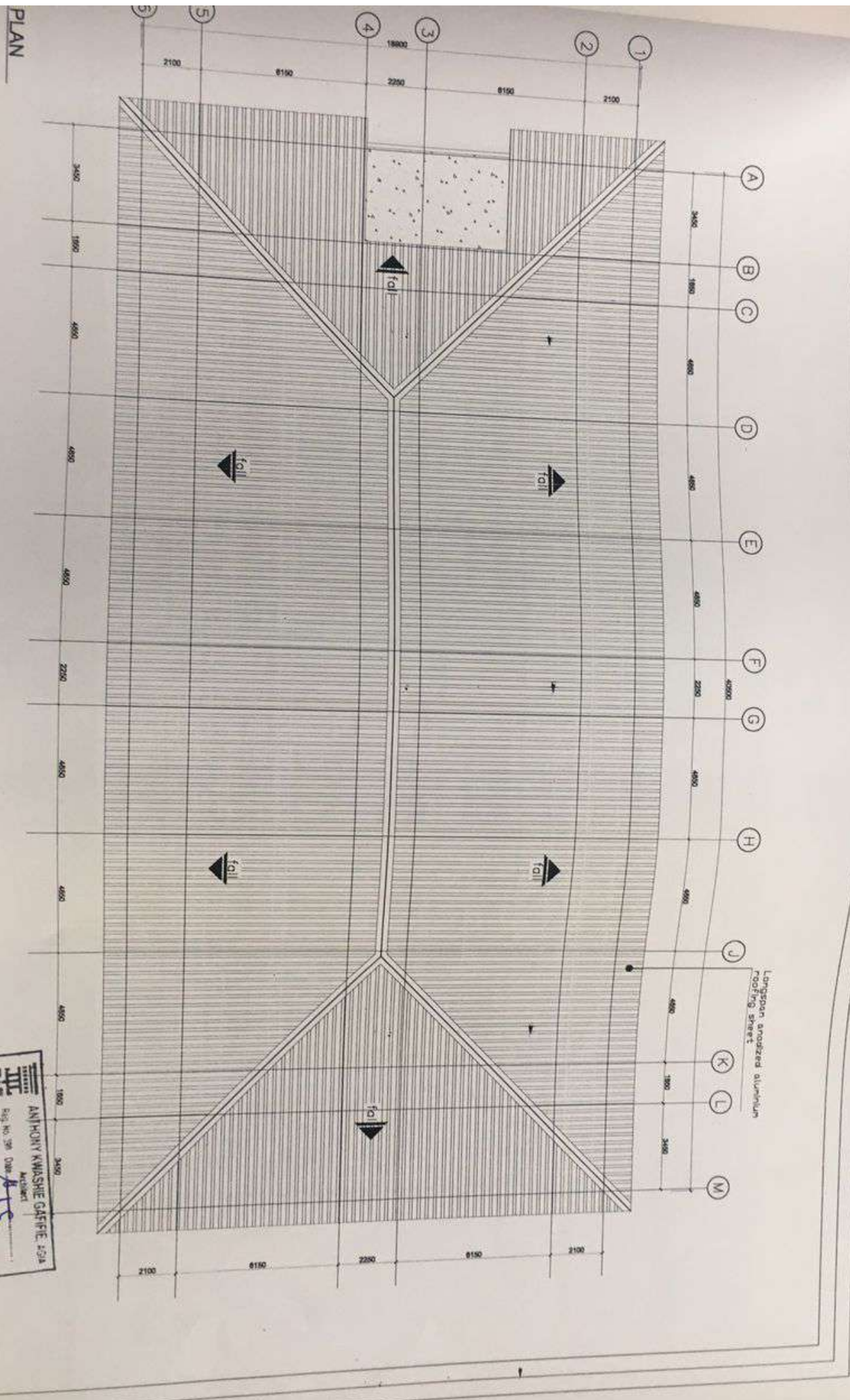
DRAWN BY: **NICHOLAS**

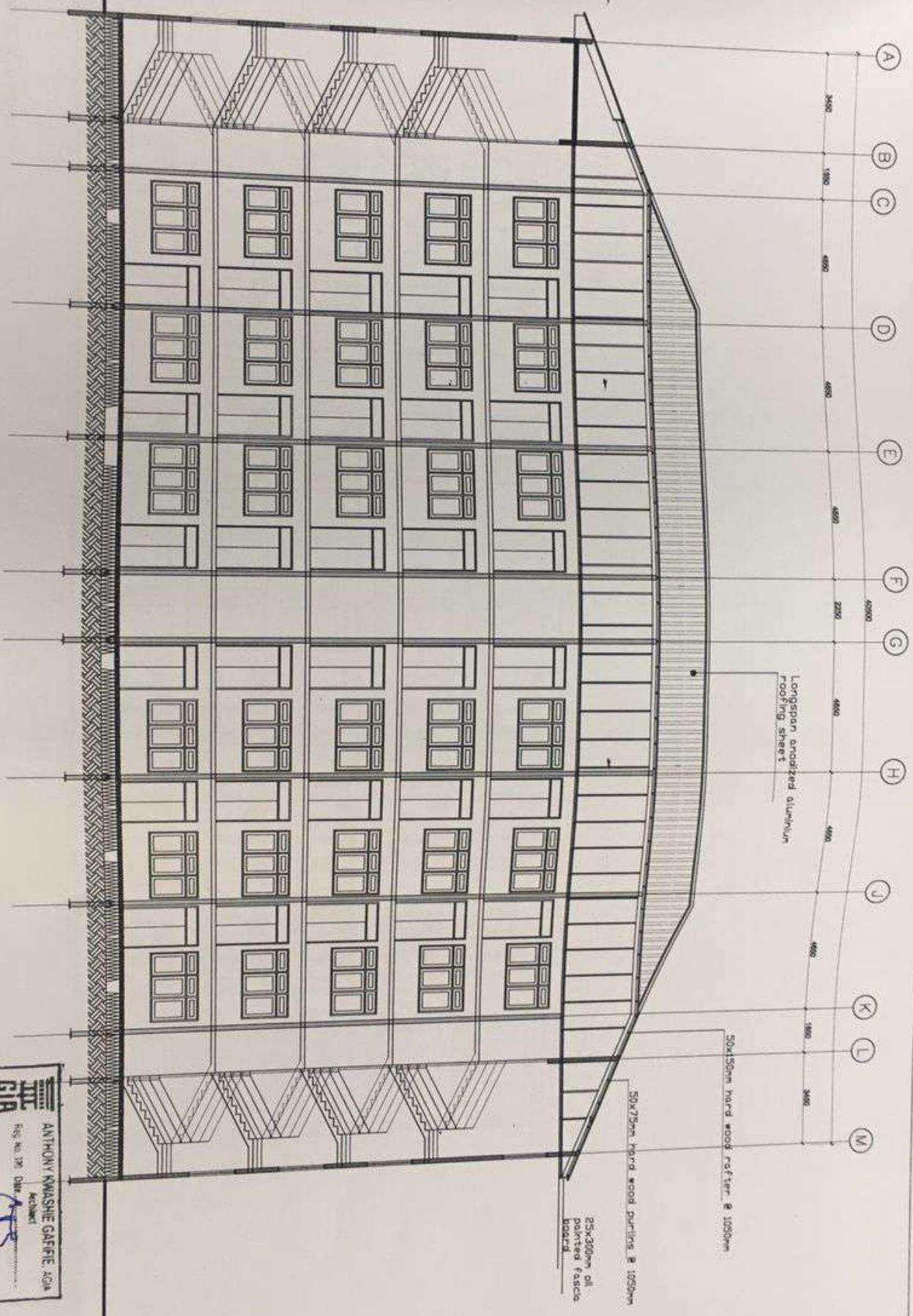
DATE: **NOV 2021**

SCALE: **1:100 & 1:25**

SHEET No.: **012**

Dwg. no. **AR.06**





SECTION 01-01  
: 1/100

NO.	REVISION	DATE

**NOTES**

Do not scale dimensions from drawings. Check all dimensions in drawings. Confirm, Sub-Contractors and Suppliers must verify all dimensions before commencing any work or making any shop drawings. Should any discrepancy in dimensions occur, please refer to the drawings of Sub-Contractors. All drawings to be checked and approved by the Contractor and the Architect before the Contractor will proceed with the work. This drawing is issued for information.

**CLIENT:**  
ANSAH AGYEMANG BARIMAH AND  
RITA AGYEMANG BARIMAH

**LOCATION:**  
ADWEMADOR - GREATER ACCRA REGION

**PROJECT:**  
PROPOSED FOUR STOREY  
SCHOOL BLOCK

**DRAWING TITLE:**  
AS INDICATED

**DESIGNED BY:** NICHOLAS

**DRAWN BY:** NICHOLAS

**DATE:** NOV 2021

**SCALE:** 1:100 & 1:25

**SHEET NO. 012**

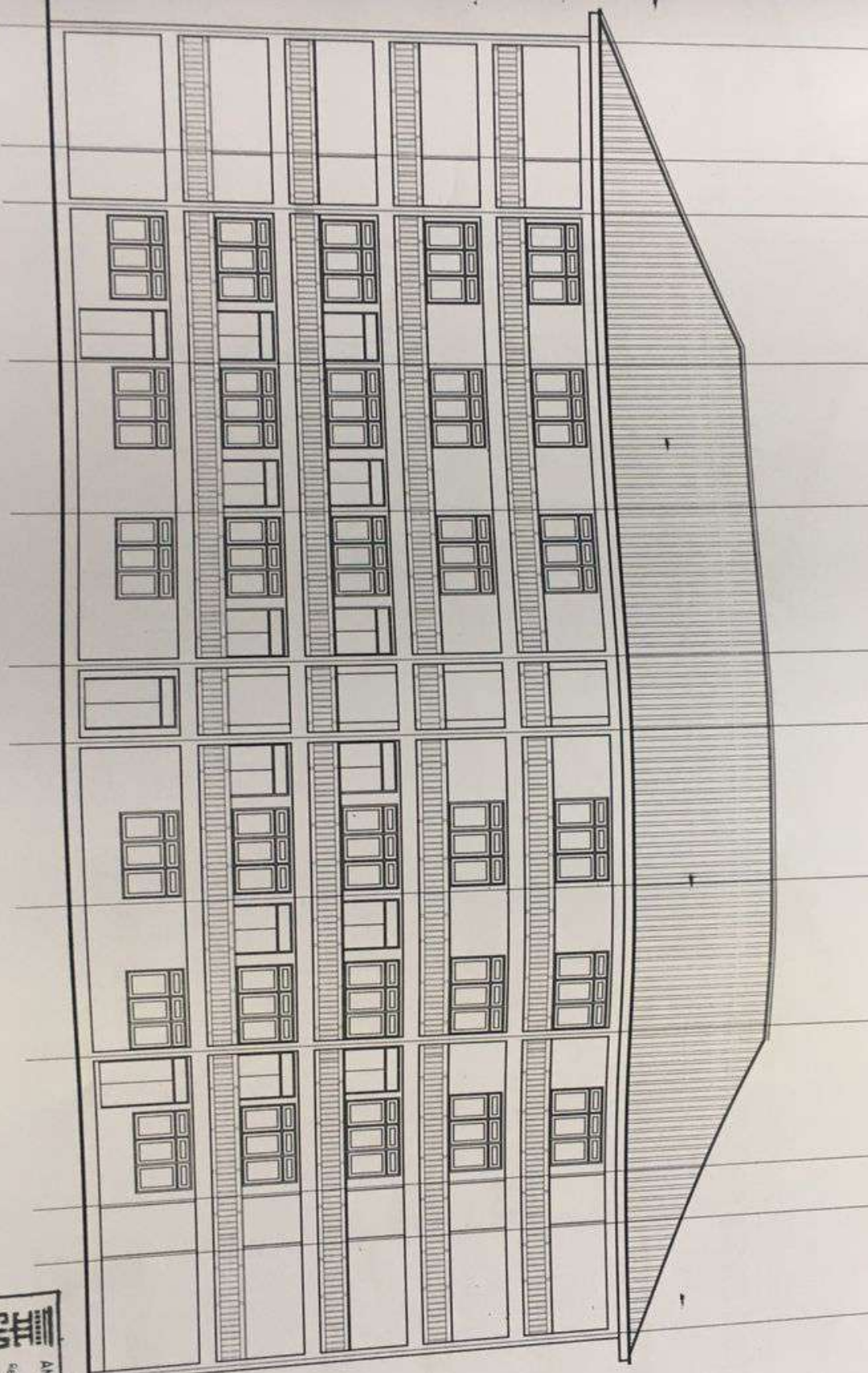
**DRG. NO.**  
AR.07

**ANTHONY KWASHIE GAFFIE AGA**  
Architect

**SCALE 1:100**

**SCALE 1:25**

(A) (B) (C) (D) (E) (F) (G) (H) (J) (K) (L) (M)



**FRONT ELEVATION**

SCALE: 1:100

NO.	REVISION	CHECK	APPROVED	DATE

**NOTES**

1. All scale dimensions for design. 2. All drawings to be prepared in accordance with the standards of the Institution of Architects and Surveyors of Ghana. 3. All drawings to be prepared in accordance with the standards of the Institution of Architects and Surveyors of Ghana. 4. All drawings to be prepared in accordance with the standards of the Institution of Architects and Surveyors of Ghana.

CLIENT: **ANSAH AGYEMANG BARIMAH AND RITA AGYEMANG BARIMAH**

LOCATION: **ADWEMADOR - GREATER ACCRA REGION**

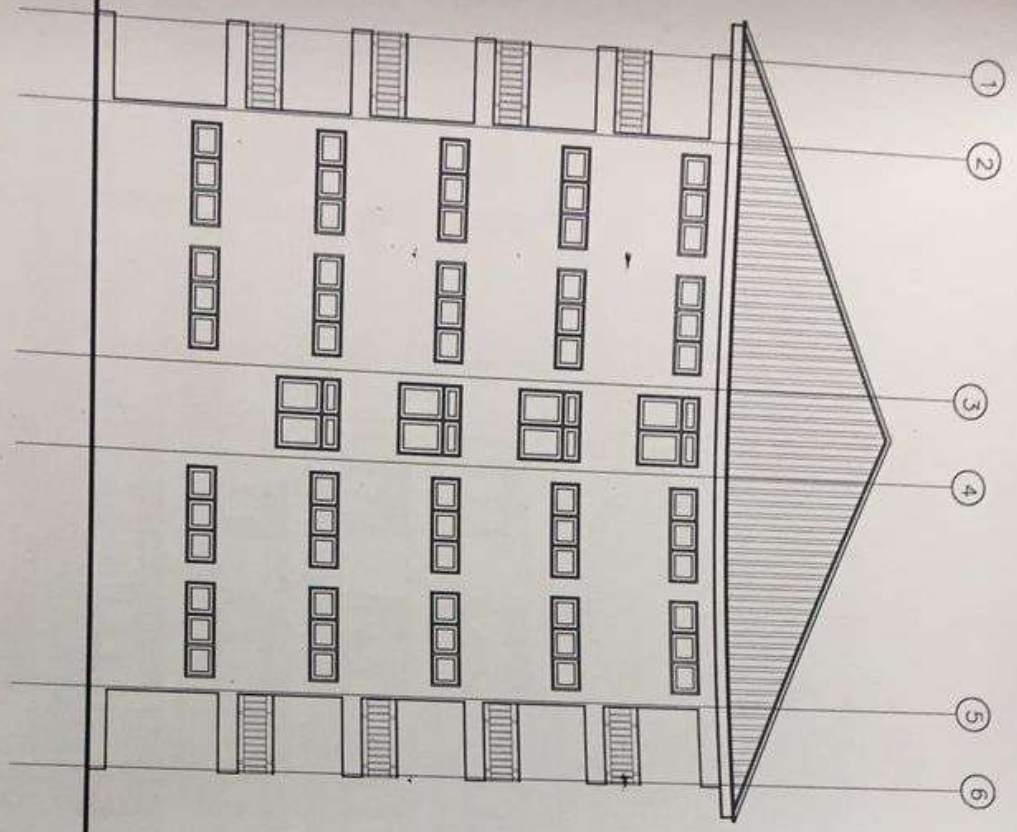
PROJECT: **PROPOSED FOUR STOREY SCHOOL BLOCK**

DRAWING TITLE: **AS INDICATED**

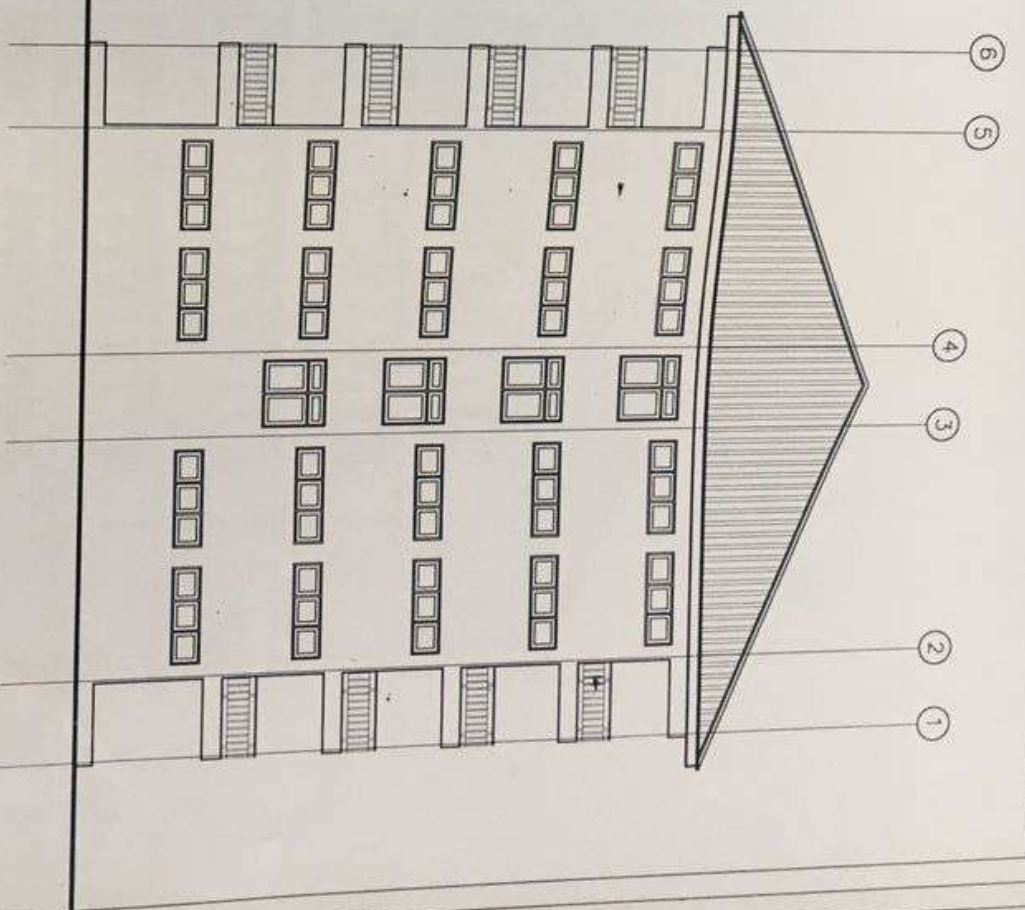
**ANTHONY KWASHIE GAFFIE AQA**  
 Architect  
 REG. NO. 398  
 Date: 15/11/2021  
 SCALE: 1:100 & 1:25

DESIGNED BY: **NICHOLAS**  
 DRAWN BY: **NICHOLAS**  
 DATE: **NOV 2021**  
 SCALE: **1:100 & 1:25**  
 SHEET NO.: **012**

DRG. NO. **AR**



RIGHT SIDE ELEVATION



LEFT SIDE ELEVATION

SCALE 1:100



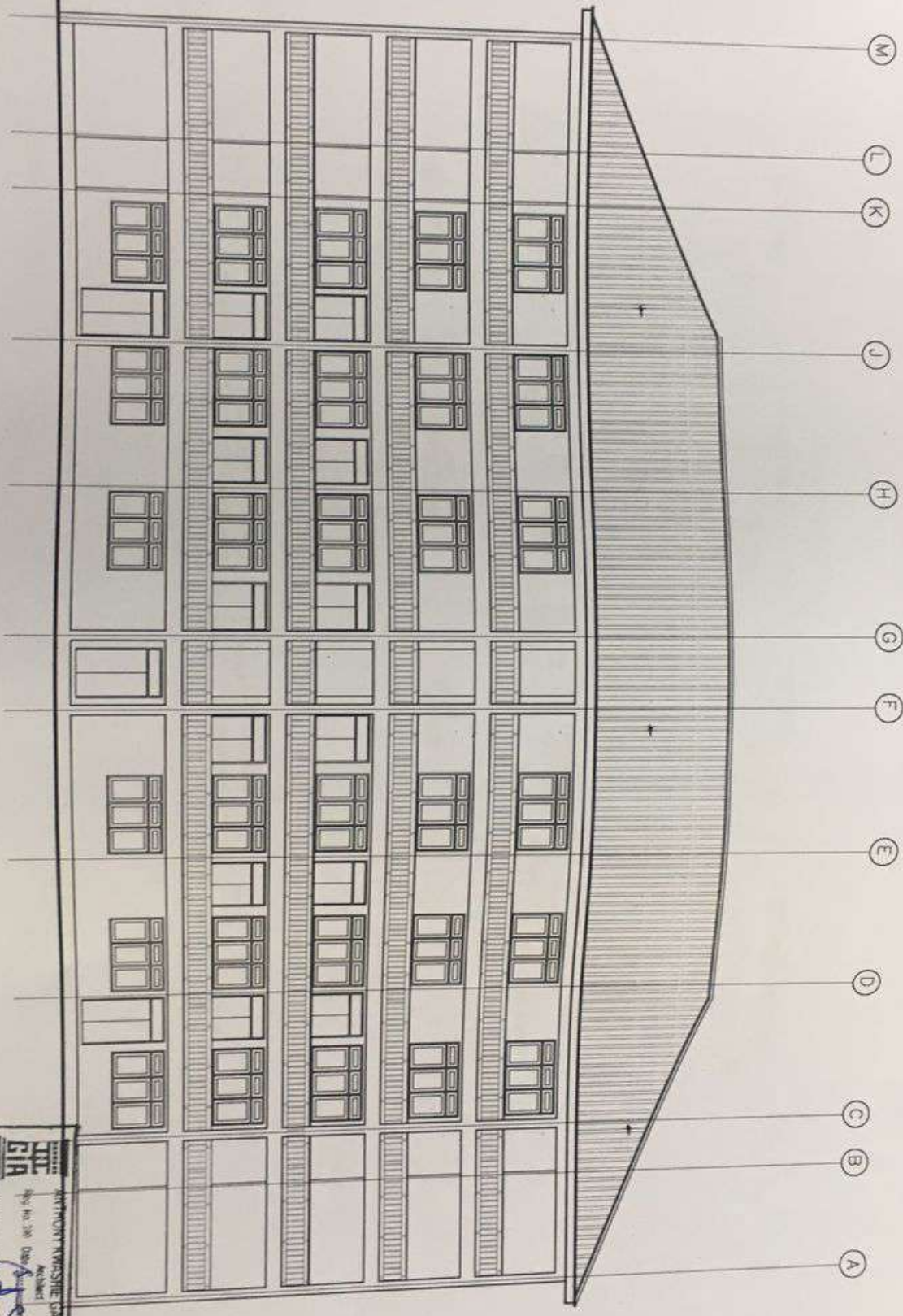
**NOTES**

To all scale dimensions from drawings. Check all dimensions and quantities for accuracy. Submit drawings for approval by the Client and the relevant authorities. All dimensions are in meters unless otherwise stated. All drawings are to be submitted in accordance with the relevant standards.

NO.	DESIGN	CHECK	APPROVED	DATE

CLIENT:	ANSAH AGYEMANG BARIMAH AND RITA AGYEMANG BARIMAH	PROJECT:	PROPOSED FOUR STOREY SCHOOL BLOCK
LOCATION:	ADWEMADOR - GREATER ACCRA REGION	DRAWING TITLE:	AS INDICATED
CHECKED BY:	NICHOLAS	DESIGNED BY:	NICHOLAS
DRAWN BY:	NICHOLAS	DATE:	NOV 2021
SCALE:	1:100 & 1:25	SHEET NO.:	AR.09
SHEET No. 012		SHEET No. 012	





**K ELEVATION**

DESCRIPTION	DESIGN	CHECK	APPROVED	DATE

**NOTES**

Do not scale dimensions from drawings. Confirm with client before construction. Submit all drawings to the client for approval. All dimensions are in meters unless otherwise stated. All drawings are subject to change without notice.

CLIENT: **ANSAH AGYEMANG BARIMAH AND RITA AGYEMANG BARIMAH**  
 LOCATION: **ADWEMADOR - GREATER ACCRA REGION**

PROJECT: **PROPOSED FOUR STOREY SCHOOL BLOCK**  
 DRAWING TITLE: **AS INDICATED**

ARCHITECT: **WASSIE DAFFLE, RIBA**  
 PROJECT NO: **201**  
 DATE: **2021**  
 ARCHITECT: **WASSIE DAFFLE, RIBA**  
 PROJECT NO: **201**  
 DATE: **2021**

CHECKED BY: <b>NICHOLAS</b>	DWG NO: <b>AR.10</b>
DRAWN BY: <b>NICHOLAS</b>	
DATE: <b>NOV 2021</b>	
SCALE: <b>1:100 &amp; 1:25</b>	
SHEET NO: <b>012</b>	

<p>LOCATION: 2 DINING ROOM</p> <p>QTY: 2 # no.</p> <p>DESCRIPTION: UPVC SLIDING WINDOW</p> <p>Equal Equid</p>	<p>LOCATION: 3 KITCHEN</p> <p>QTY: 2 # no.</p> <p>DESCRIPTION: UPVC SLIDING WINDOW</p> <p>Equal Equid</p>	<p>LOCATION: 4 GUEST ROOM</p> <p>QTY: 2 # no.</p> <p>DESCRIPTION: UPVC WINDOW</p> <p>Equal Equid</p>	<p>LOCATION: 5 W/C BATH STORE</p> <p>QTY: 1 # no.</p> <p>DESCRIPTION: UPVC WINDOW</p> <p>Equal Equid</p>	<p>LOCATION: 8 LIVING AREA</p> <p>QTY: 1 # no.</p> <p>DESCRIPTION: SECURITY DOOR</p> <p>Equal Equid</p>	<p>LOCATION: 9 SCOTTION HALLWAY KITCHEN</p> <p>QTY: 2 # no.</p> <p>DESCRIPTION: PANEL DOOR</p> <p>Equal Equid</p>	<p>LOCATION: 10 WASHROOMS</p> <p>QTY: 1 # no.</p> <p>DESCRIPTION: FLUSH DOOR</p> <p>Equal Equid</p>	<p>LOCATION: 11 MASTER BEDROOM</p> <p>QTY: 1 # no.</p> <p>DESCRIPTION: UPVC SLIDING WINDOW</p> <p>Equal Equid</p>
---	---	--	--	---	---	---	---

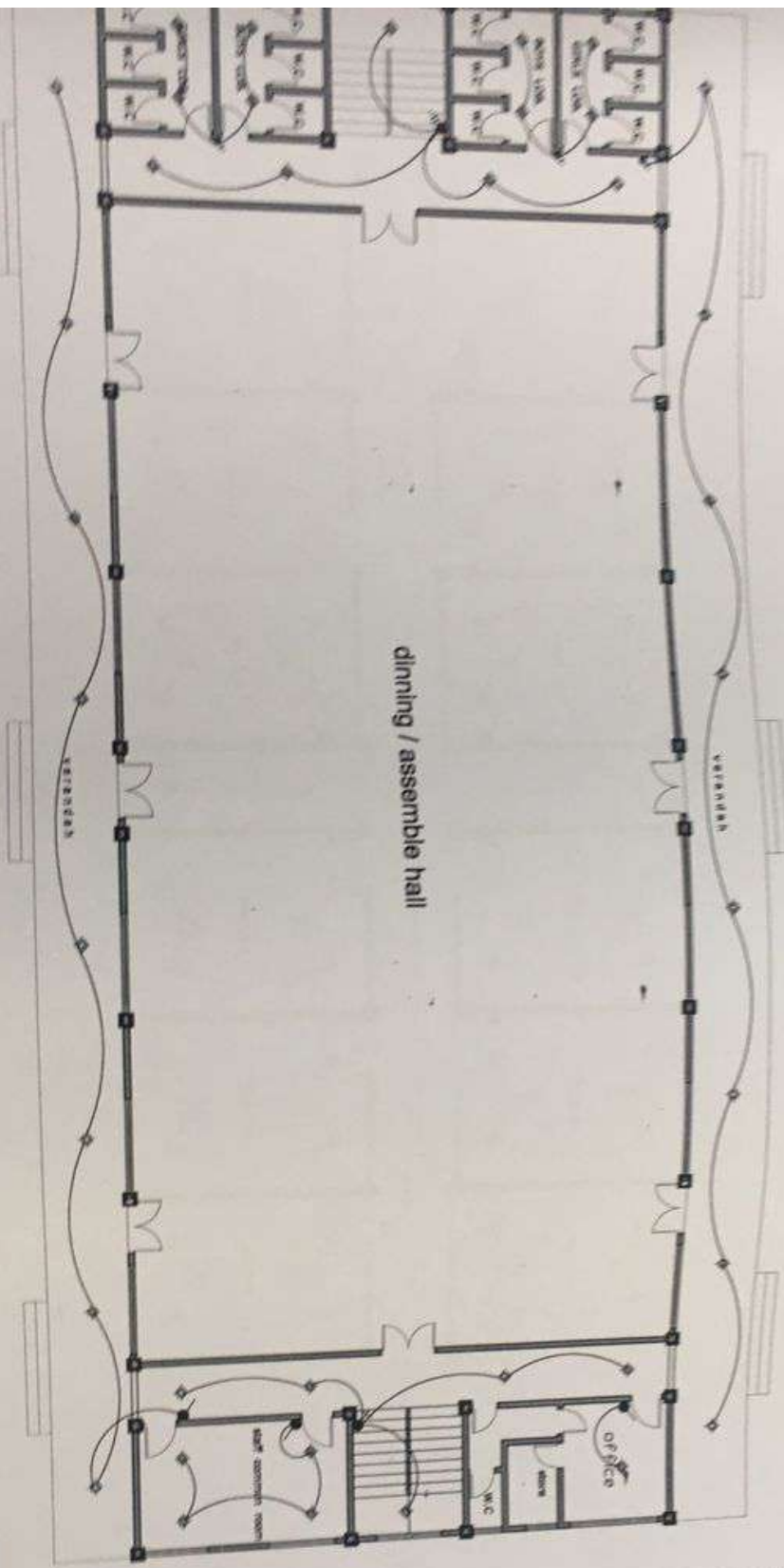


### NOTES

Do not make alterations from drawings. Should any drawings be discovered to be incorrect, the Contractor shall immediately advise the Architect in writing and shall be responsible for any such changes.

Contractor, Sub-Contractors and Suppliers must verify all dimensions and quantities of Sub-Contractors drawings. The Contractor shall immediately advise the Architect by electronic means.

DESIGN	CHECK	APPROVED	DATE
CLIENT: ANSAH AGYEMANG BARIMAH AND RITA AGYEMANG BARIMAH	PROJECT: PROPOSED FOUR STOREY SCHOOL BLOCK	CHECKED BY: NICHOLAS	DESIGNED BY: NICHOLAS
LOCATION: ADWEMADOR - GREATER ACCRA REGION	DRAWING TITLE: AS INDICATED	DRAWN BY: NICHOLAS	DATE: NOV 2021
		SCALE: 1:100 & 1:25	SHEET No.: 012
		DRG. No. AR.11	SHEET No. 012



GROUND FLOOR  
RIGIDAL LAYOUT

dinning / assemble hall

VERANDA

VERANDA

OFFICE

M.C.

REST ROOM

LEGEND	
SYMBOL	QUANTITY
1	19
2	4
3	4
4	0
5	13
6	17
7	15
8	9
9	15
10	0
11	5
12	1
13	23
14	0
15	2
16	4
17	25
18	25

ANTHONY ENGINEERING OFFICE  

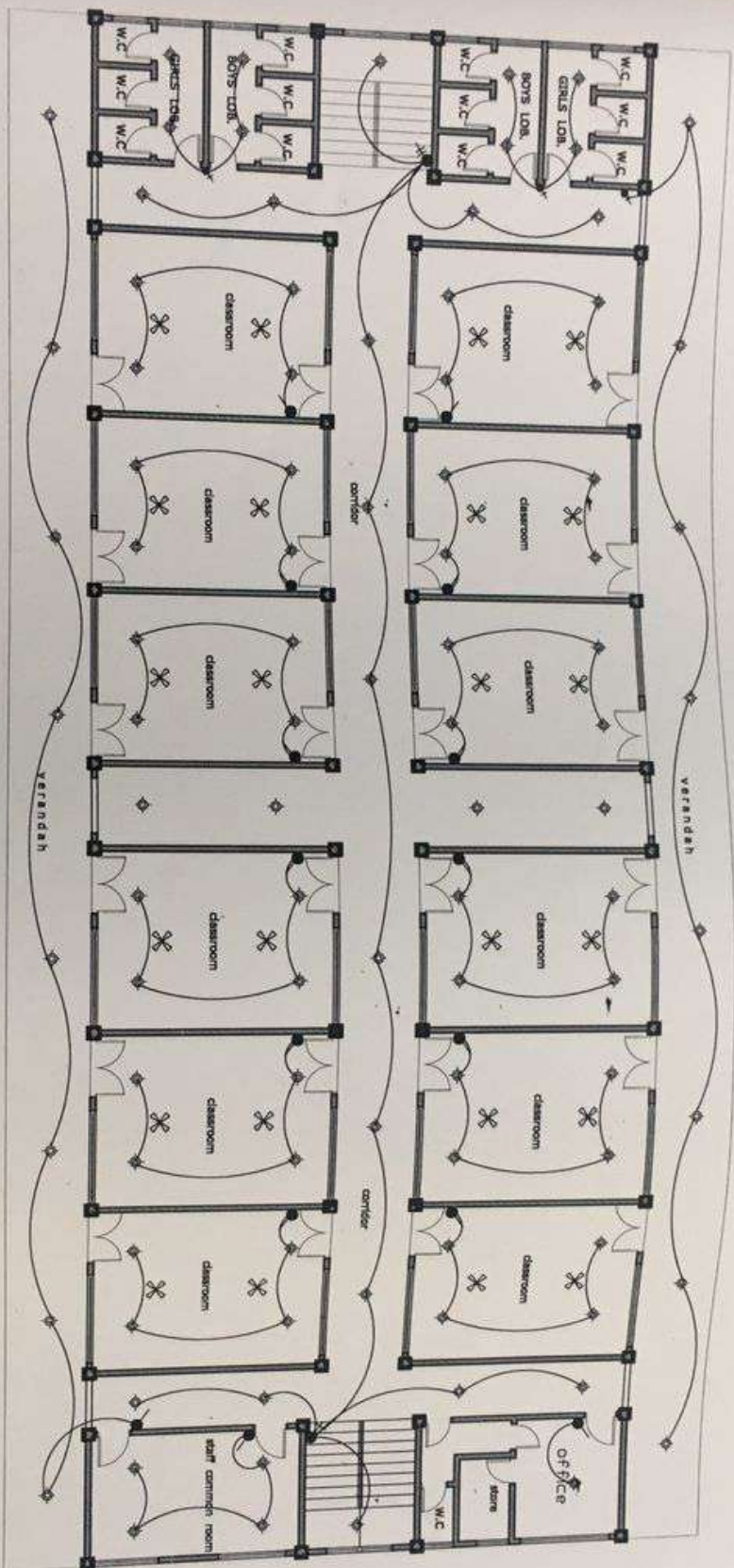
 No. 28, D'Almeida Street,  
 Singapore 117073

NOTES

1. To be used throughout the design.  
 2. All dimensions are in meters.  
 3. All dimensions are in meters.  
 4. All dimensions are in meters.  
 5. All dimensions are in meters.  
 6. All dimensions are in meters.  
 7. All dimensions are in meters.  
 8. All dimensions are in meters.  
 9. All dimensions are in meters.  
 10. All dimensions are in meters.

CLIENT: ANSAH AGYEMANG BARIMAH AND  
 RITA AGYEMANG BARIMAH  
 PROJECT: PROPOSED FOUR STOREY  
 SCHOOL BLOCK  
 DRAWING TITLE: AS INDICATED

DESIGNED BY: NONOLAB  
 DRAWN BY: NONOLAB  
 DATE: NOV 2017  
 SCALE: 1:100 (1:25)  
 SHEET NO. 012  
 OF NO. 12  
 AR 12



**FIRST FLOOR ELECTRICAL LAYOUT**  
SCALE 1:100

DESCRIPTION	DESIGN	CHECK	APPROVED	DATE

**NOTES**

Do not scale dimensions from drawings. Consult the Sub-Contractor and Suppliers to verify all dimensions before commencing any work or making any shop drawings. Should any discrepancy in dimensions occur during construction, the Sub-Contractor responsible for Sub-Contract drawings, the Contractor will immediately contact the Architect by telephone.

CLIENT: **ANSAH AGYEMANG BARIMAH AND RITA AGYEMANG BARIMAH**  
LOCATION: **ADWEMADOR - GREATER ACCRA REGION**

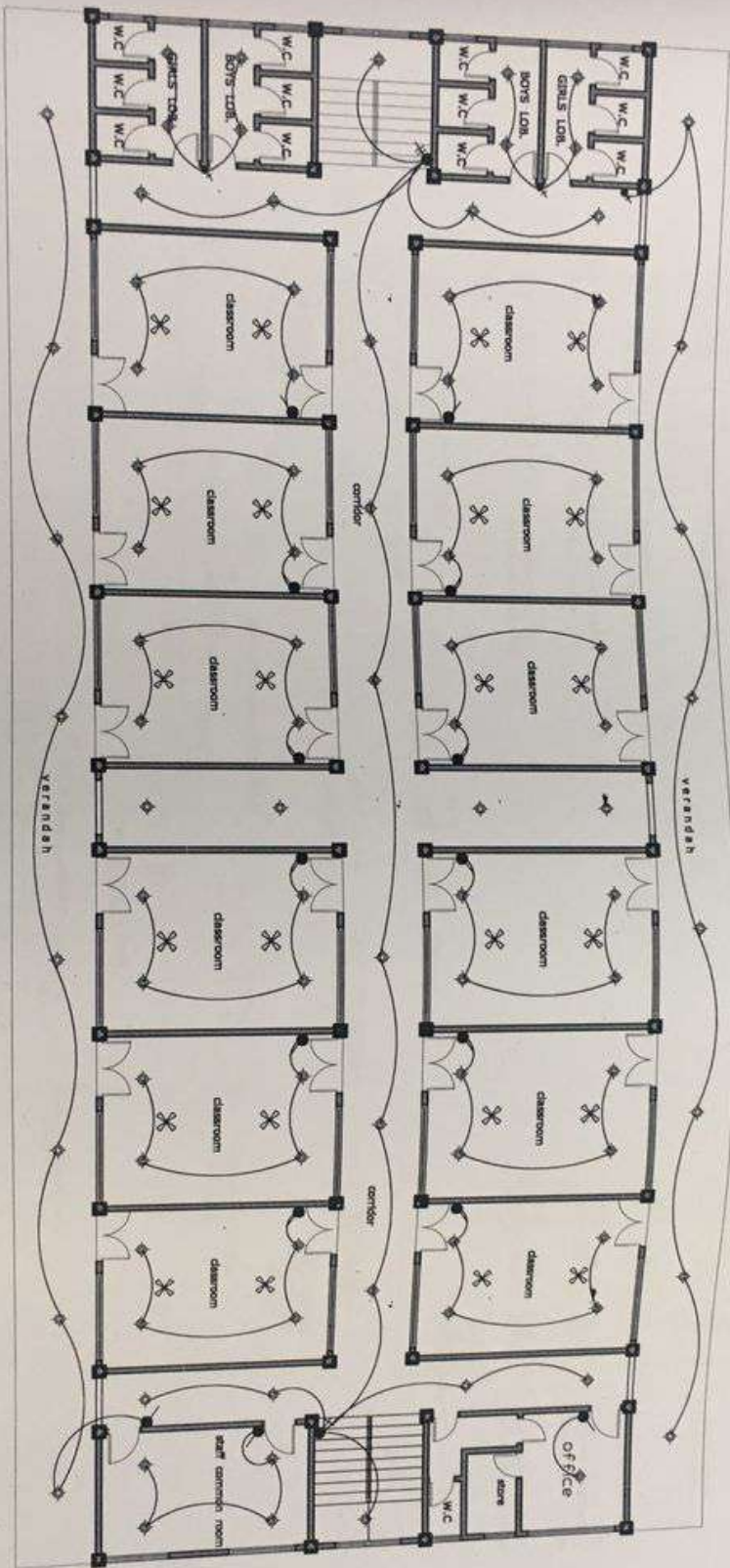
PROJECT: **PROPOSED FOUR STOREY SCHOOL BLOCK**  
DRAWING TITLE: **AS INDICATED**

**ANTHONY KWASHIE GAFFIE, AGIA**  
REGISTERED ARCHITECT  
REG. NO. 398  
DATE: 11/08/2021  
SIGNATURE

SYMBOLS	NAME	QUANTITY
●	ONE WAY 2-ADPH LIGHTING SWITCH	15
●	TWO WAY 2-ADPH LIGHTING SWITCH	4
●	THREE WAY 2-ADPH LIGHTING SWITCH	4
●	SINGLE GANG LIGHTING SWITCH	0
●	DOUBLE GANG LIGHTING SWITCH	0
●	RECESSED RECEPTOR LIGHTING SWITCH	13
●	RECESSED LIGHT	17
●	TRIPPER FOR ONE RECYCLED RECEPTOR LIGHT	55
●	WALL SOCKET AND RECEPTOR LIGHTING SWITCH	0
●	DOORWAY 2-ADPH SWITCH RECEPTOR LIGHT	15
●	4-ADPH SWITCH RECEPTOR LIGHT	9
●	6-ADPH SWITCH RECEPTOR LIGHT	15
●	WATERING TAP	0
●	TELEPHONE POINT	1
●	BEAKER AND OVERHEAD CONTROL	5
●	RECESSED RECEPTOR SWITCH	1
●	RECESSED RECEPTOR SWITCH	2
●	CHILDREN LIGHT FITTING	0
●	VERTICAL ROADS	0
●	RECEPTOR BOARD	1
●	WATER POINT	1
●	CEILING SWITCH	1
●	CEILING FAN	1

NOTE: ALL THE ITEMS SHOULD BE LAMP IN DIMENSION.

CHECKED BY: **NICHOLAS**  
DESIGNED BY: **NICHOLAS**  
DATE: **NOV 2021**  
SCALE: **1:100 & 1:25**  
SHEET NO. 012



**FIRST, SECOND, THIRD & FOURTH FLOOR  
ELECTRICAL LAYOUT**

SCALE 1:100

**LEGEND**

SYMBOLS	DESCRIPTION	QUANTITY
☉	ONE WAY 2-ADPH LIGHTING SWITCH	15
☉	THREE WAY 2-ADPH LIGHTING SWITCH	4
☉	THREE WAY 7-ADPH LIGHTING SWITCH	4
☉	SINGLE PHASE LIGHTING SWITCH	0
☉	REVERSE ROTATION SINGLE PHASE LIGHTING	13
☉	REVERSE ROTATION	17
☉	THREE PHASE LIGHTING SWITCH	55
☉	WALL SWITCH AND REVERSE ROTATION SWITCH	0
☉	DOOR 2-ADPH SWITCH SOCKET UNIT	15
☉	4-ADPH SWITCH SOCKET UNIT	9
☉	3-ADPH SWITCH SOCKET UNIT	18
☉	WORKING SOCKET	0
☉	TELEPHONE POINT	5
☉	HEATER AND COOLER CONTROL	1
☉	WORKING SOCKET	23
☉	CHANGING LIGHT SWITCH	0
☉	WATER SOUP	2
☉	OPERATING VALVE	4
☉	WATER POINT	4
☉	CEILING FAN	25
☉	CEILING FAN	25

**NOTE**  
1. ALL THE WORK SHOULD BE DONE IN CONCORDANCE WITH THE NATIONAL ELECTRICAL CODE (NEC) AND THE LOCAL ELECTRICAL REGULATIONS.

**NOTES**

Do not scale dimensions from drawings. All dimensions are in millimeters. Check all dimensions and confirm with the client before starting work. All dimensions are in millimeters. Check all dimensions and confirm with the client before starting work.

DESCRIPTION	DESIGN	CHECK	APPROVED	DATE

CLIENT: **ANSAH AGYEMANG BARIMAH AND RITA AGYEMANG BARIMAH**

PROJECT: **PROPOSED FOUR STOREY SCHOOL BLOCK**

CHECKED BY: **NICHOLAS**

LOCATION: **ADWEMADOR - GREATER ACCRA REGION**

DRAWING TITLE: **AS INDICATED**

DESIGNED BY: **NICHOLAS**

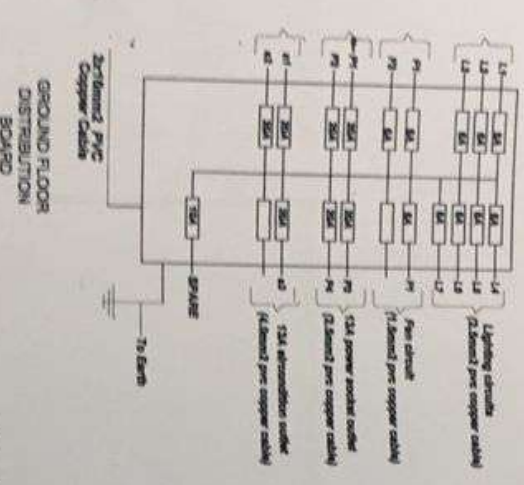
DATE: **NOV 2021**



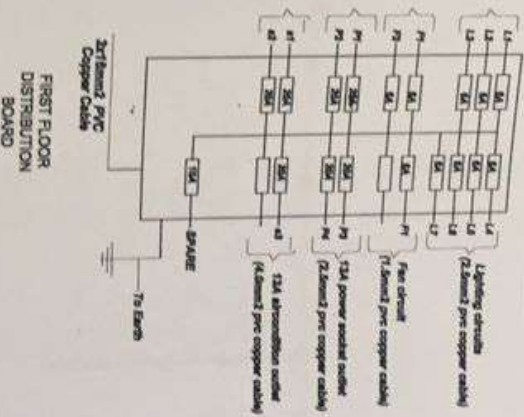
SCALE: **1:100 A 1:25**

SHEET No. 012

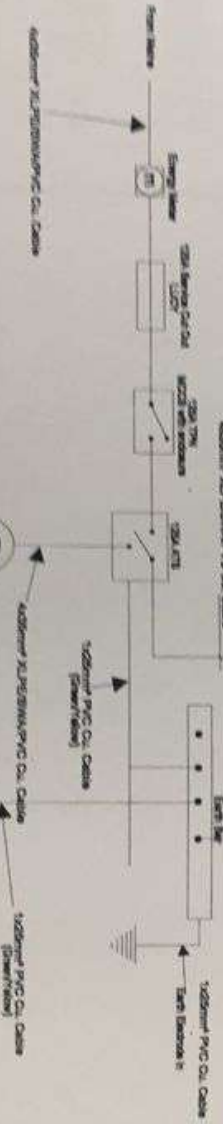
20-Way, 63A, SPN Distribution Board



20-Way, 63A, SPN Distribution Board



MAIN POWER SCHEMATIC




NOTES

1. On-site inspection to be made before construction starts. 2. All materials to be used must be approved by the relevant authorities. 3. All work must be done in accordance with the relevant standards and codes of practice. 4. All work must be done in accordance with the relevant standards and codes of practice. 5. All work must be done in accordance with the relevant standards and codes of practice.

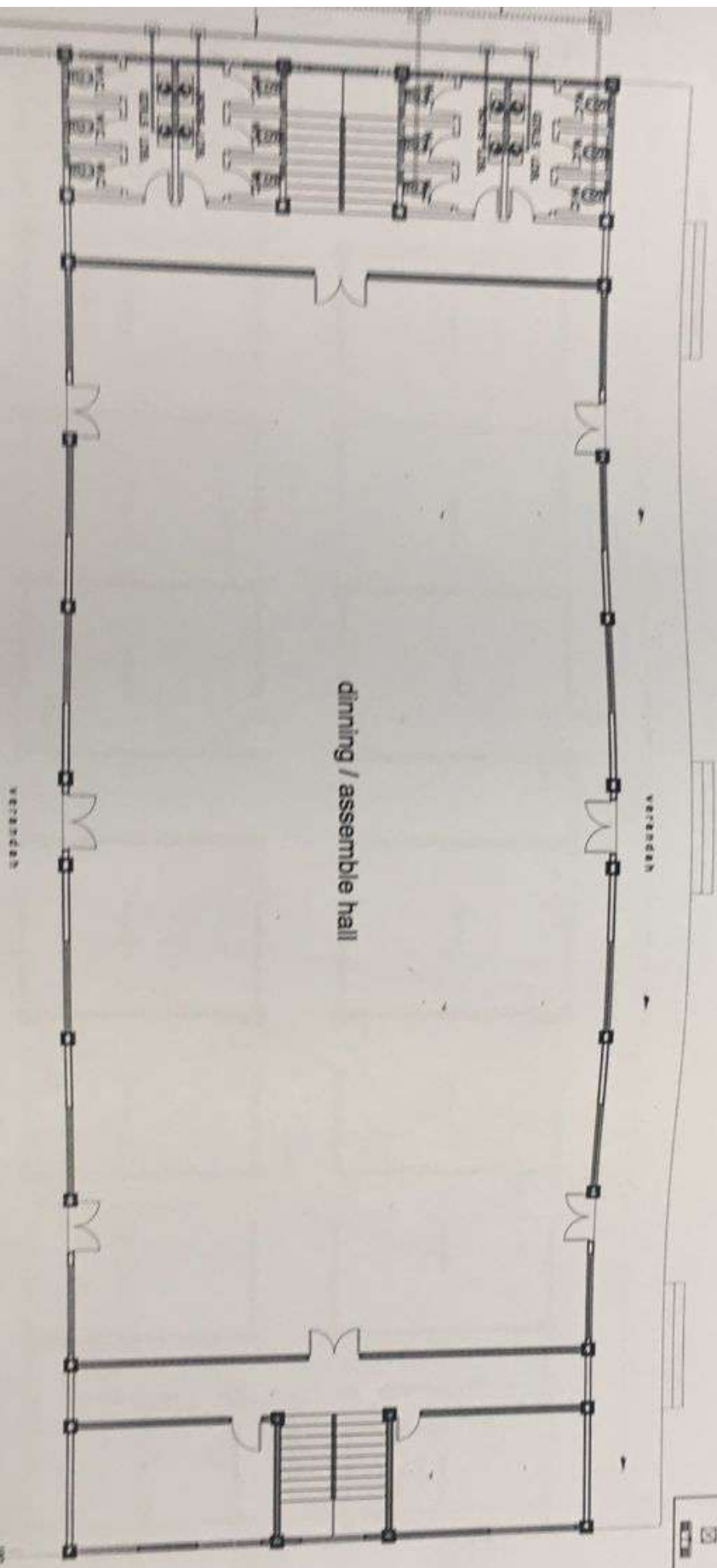
CLIENT: ANSAH AGYEMANG BARIMAH AND RITA AGYEMANG BARIMAH  
 LOCATION: ADIEMADOR - GREATER ACCRA REGION

PROJECT: PROPOSED FOUR STOREY SCHOOL BLOCK  
 DRAWING TITLE: AS INDICATED



DESIGNED BY: NDO-OLAS  
 DATE: NOV 2021  
 SCALE: 1:100 & 1:25  
 SHEET NO. 1/2  
 OF 2  
 AR.15

**GROUND FLOOR  
PLUMBING LAYOUT**



**LEGEND**

	WATER INLET
	WATER OUTLET
	SINK
	TOILET
	SHOWER
	BATH
	KITCHEN SINK
	STOVE
	REFRIGERATOR
	WATER METER
	WATER VALVE
	WATER STOP
	WATER PIPE
	SEWER PIPE
	VENT PIPE
	MANHOLE
	STAIRCASE
	DOOR
	WINDOW
	WALL
	COLUMN

**PT. GIRA**
  
 Geometric Institute of Rafflesia Architecture

No. 101, Jl. Raya Garuda,
   
 Jakarta Barat, Indonesia
   
 Telp. (021) 5200 1111
   
 Fax. (021) 5200 1112
   
 Email: info@ptgira.com

**ARS**
  
 ARCHITECTS

**NOTES**

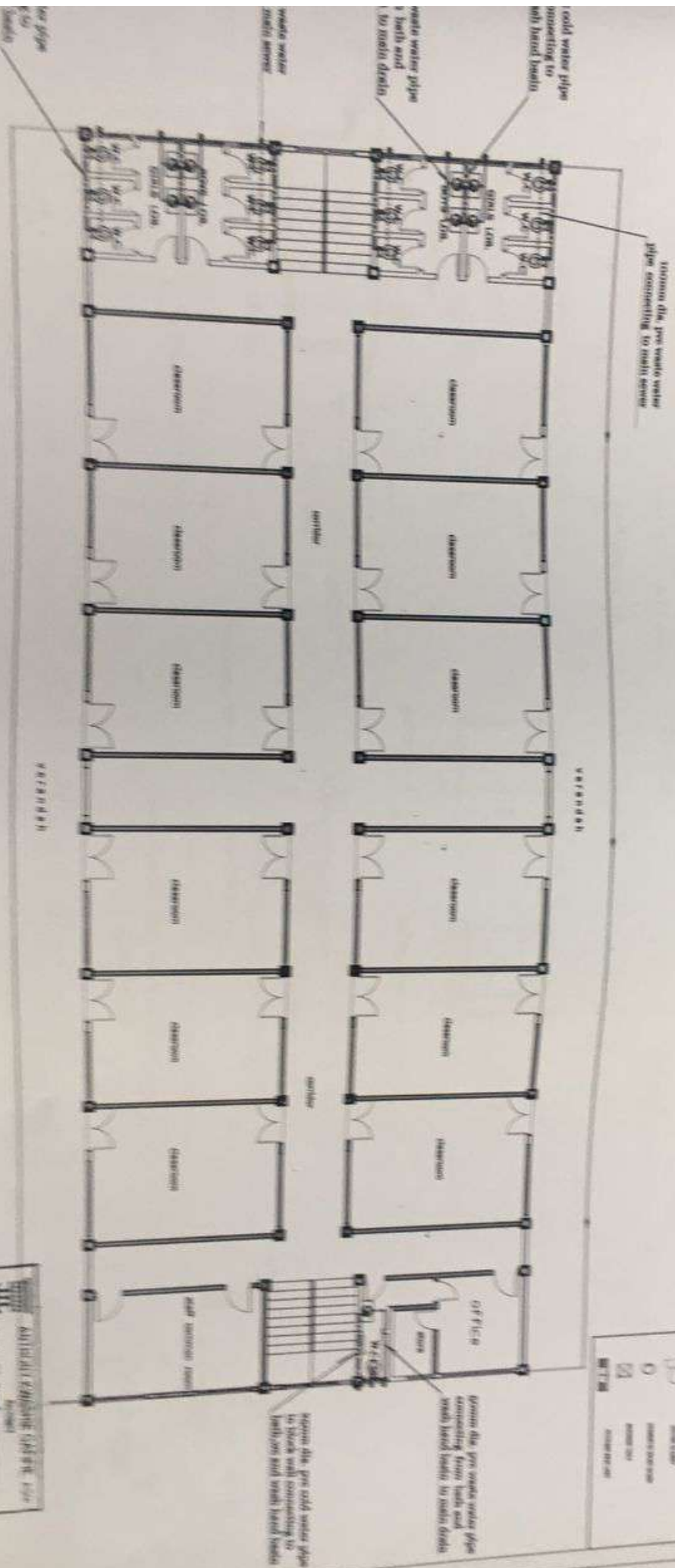
1. All work to be done in accordance with the approved drawings.
   
 2. All work to be done in accordance with the approved specifications.
   
 3. All work to be done in accordance with the approved schedule of work.
   
 4. All work to be done in accordance with the approved program of work.
   
 5. All work to be done in accordance with the approved budget.
   
 6. All work to be done in accordance with the approved time schedule.
   
 7. All work to be done in accordance with the approved quality control.
   
 8. All work to be done in accordance with the approved safety measures.
   
 9. All work to be done in accordance with the approved environmental protection.
   
 10. All work to be done in accordance with the approved social responsibility.

**CLIENT:** ANSAH AGYEMANG BARIIMAH AND RITA AGYEMANG BARIIMAH
   
**PROJECT:** PROPOSED FOUR STOREY SCHOOL BLOCK
   
**LOCATION:** AS INDICATED

**DESIGNED BY:** MONOLIA
   
**DRAWN BY:** MONOLIA
   
**DATE:** NOV 2022
   
**SCALE:** 1:100 & 1:25

**DESIGNED BY:** MONOLIA
   
**DRAWN BY:** MONOLIA
   
**DATE:** NOV 2022
   
**SCALE:** 1:100 & 1:25
   
**SHEET NO. 012**
  
**AR 16**

# FIRST, SECOND, THIRD & FOURTH FLOOR PLUMBING LAYOUT



**NOTES**

1. All work shall be done in accordance with the approved plumbing layout.

2. All materials shall be of the best quality and shall conform to the relevant standards.

3. All work shall be done in accordance with the approved plumbing layout.

4. All work shall be done in accordance with the approved plumbing layout.

5. All work shall be done in accordance with the approved plumbing layout.

DESIGNER: **ANSAH AGYEMANG BARIKAI AND RITA AGYEMANG BARIKAI**

PROJECT: **PROPOSED FOUR STOREY SCHOOL BLOCK**

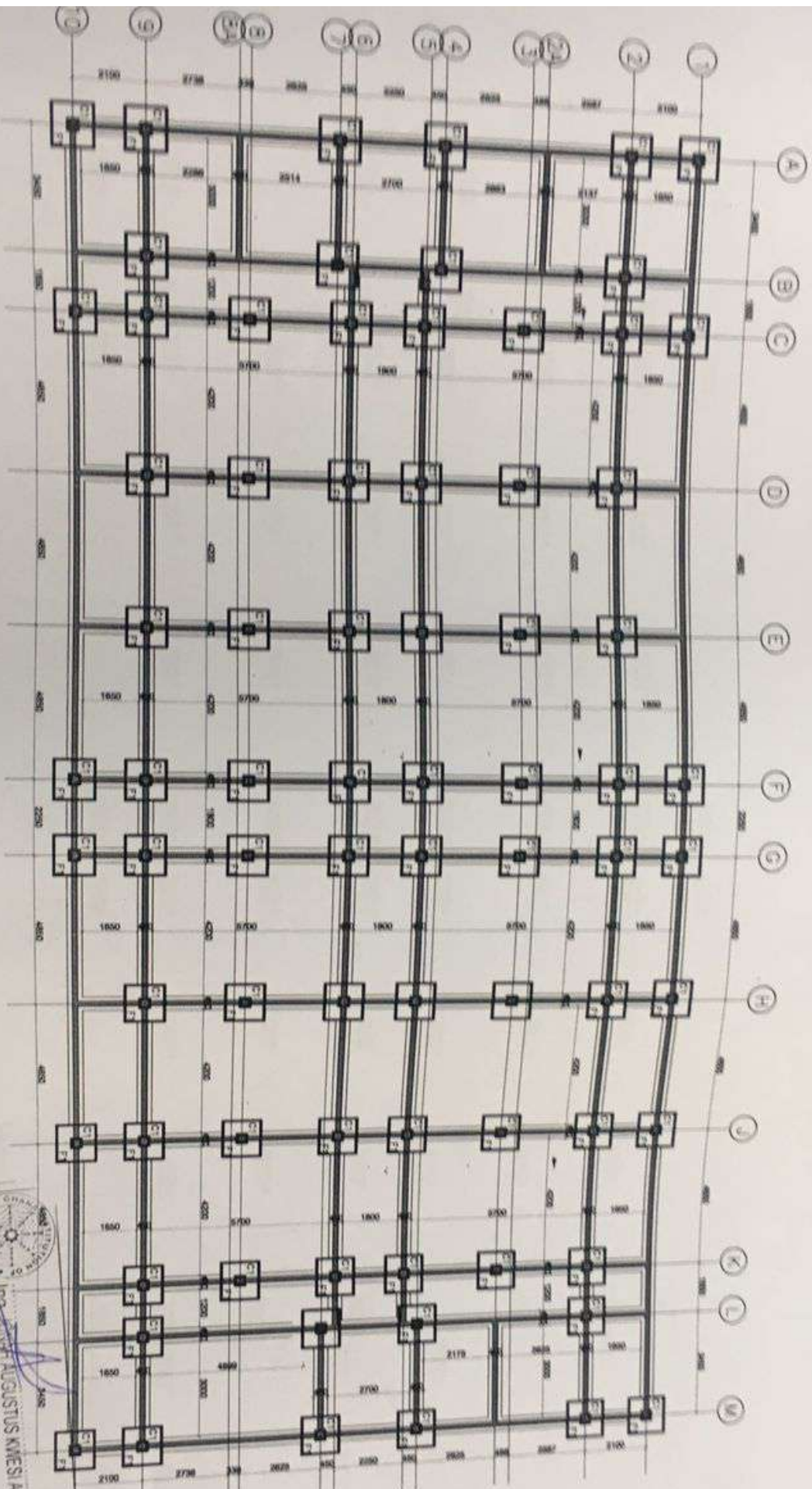
DATE: 11/08/13

SCALE: 1:100

**AR 17**







**DATION LAYOUT**

CHECKED	APPROVED	DATE

**NOTES**

Do not scale dimensions for drawings. State any changes in dimensions and provide justification. Check and approve of all dimensions. Submit final set of drawings showing the Contractor will be responsible for any and all changes. Intentionally blank for architect to add notes.

CLIENT: **ANSAH AGYEMANG BARIMAH AND RITA AGYEMANG BARIMAH**

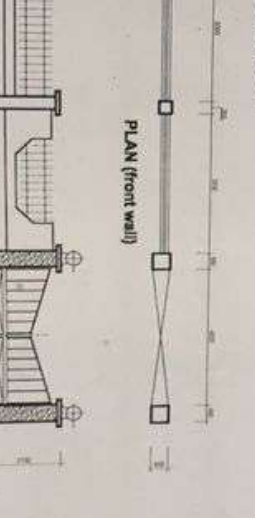



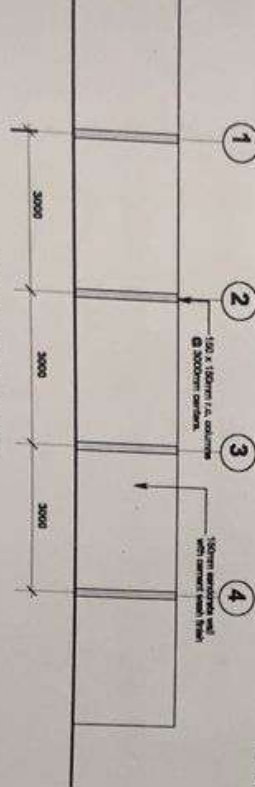
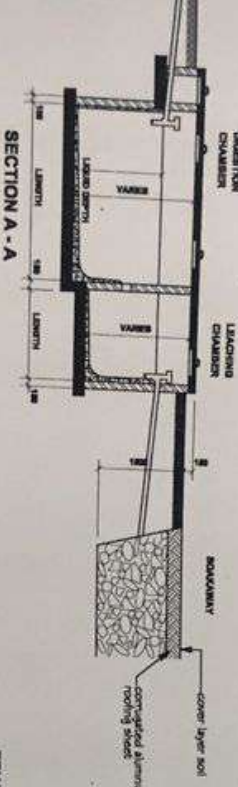
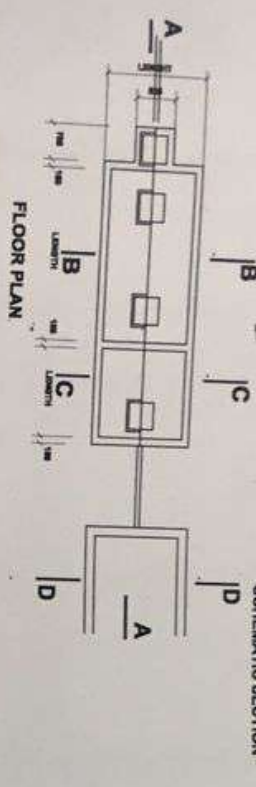
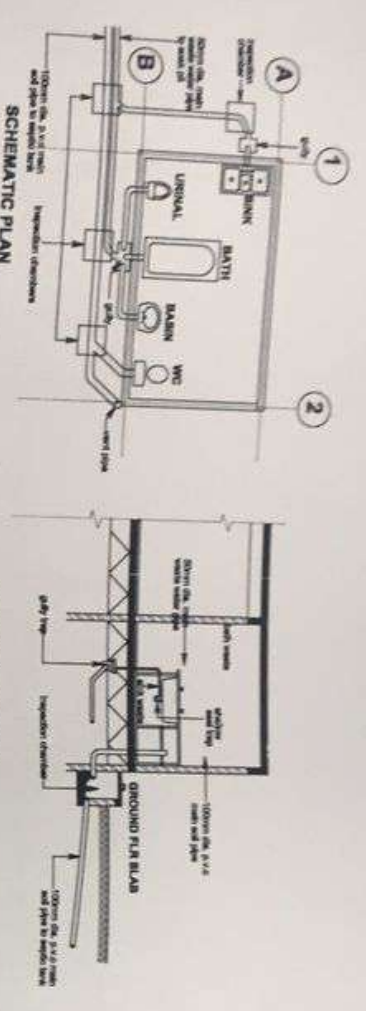
LOCATION: **ADWEMADOR - GREATER ACCRA REGION**

PROJECT: **PROPOSED FOUR STOREY SCHOOL BLOCK**

DRAWING TITLE: **AS INDICATED**

CHECKED BY:	NICHOLAS	DESIGNED BY:	NICHOLAS
DATE:	NOV 2021	SCALE:	1:100 & 1:25
SHEET NO.:	012	DRG. NO.:	AR.

  
**ING. AUGUSTUS KINGSI ATTA**  
 (P.E. CHIEF)  
 CIVIL ENGINEER  
 REG. NO. 056599



**SEPTIC TANK NOTES**


1. All work should be completed before the start of the construction of the building.
2. The septic tank should be constructed in concrete with the top of level (floor) above ground level.
3. The depth of the septic tank should be determined by the soil and water table level. The depth should be 1500mm to 2000mm and any other level shall be provided.
4. The inlet pipe should be provided to prevent the backflow of sewage into the house.
5. The outlet pipe should be provided to prevent the backflow of sewage into the house.
6. The septic tank should be provided with a cover and a locking mechanism.
7. The septic tank should be provided with a vent pipe to the roof.
8. The septic tank should be provided with a cleanout.
9. The septic tank should be provided with a manhole.
10. The septic tank should be provided with a riser pipe.
11. The septic tank should be provided with a float valve.
12. The septic tank should be provided with a float switch.
13. The septic tank should be provided with a float sensor.
14. The septic tank should be provided with a float controller.
15. The septic tank should be provided with a float actuator.
16. The septic tank should be provided with a float relay.
17. The septic tank should be provided with a float switch and a float sensor.
18. The septic tank should be provided with a float controller and a float actuator.
19. The septic tank should be provided with a float relay and a float switch.
20. The septic tank should be provided with a float switch and a float sensor.

**ANTHONY KWASHIE GAFFRE E.S.A.**  
 ARCHITECT  
 REG. NO. 288 DATE 1998  
 150, 150mm dia. rods @ 200mm c/c  
 50mm spacing

**NOTES**

Do not scale dimensions for drawings. Consult the architect for any changes. All dimensions are in millimeters unless otherwise stated. The contractor shall be responsible for the accuracy of the drawings. The contractor shall be responsible for the accuracy of the drawings. The contractor shall be responsible for the accuracy of the drawings.

CLIENT:	ANSAH AGYEMANG BARIMAH AND RITA AGYEMANG BARIMAH	PROJECT:	PROPOSED FOUR STOREY SCHOOL BLOCK
LOCATION:	ADWEMADOR - GREATER ACCRA REGION	DRAWING TITLE:	AS INDICATED
CHECK:	APPROVED:	DATE:	
DESIGNED BY:	NICHOLAS	CHECKED BY:	NICHOLAS
DRAWN BY:	NICHOLAS	DATE:	NOV 2021
SCALE:	1:100 & 1:20	SCALE:	1:100 & 1:20
SHEET NO.:	012	DRG. NO.:	AR 18
		SHEET NO.:	AR 18



ARRANGEMENT OF R.C. COLUMN

**NOTES**

1. All work to be done in accordance with the approved drawings and specifications.

2. The contractor shall be responsible for the accuracy of the dimensions and levels shown on the drawings.

3. The contractor shall be responsible for the safety of the workmen and the public during the execution of the work.

4. The contractor shall be responsible for the protection of the existing structures and services.

5. The contractor shall be responsible for the disposal of the waste materials.

6. The contractor shall be responsible for the maintenance of the site during the execution of the work.

7. The contractor shall be responsible for the completion of the work within the stipulated time.

CLIENT: ANSAH AGYEMANG BARIMAH AND RITA AGYEMANG BARIMAH

PROJECT: PROPOSED FOUR STOREY SCHOOL BLOCK

AS INDICATED

DESIGNED BY: NICHOLAS

DRAWN BY: NICHOLAS

DATE: NOV 2021

SCALE: 1:100 (A3)


SHEET NO. 012

APPROVED BY: [Signature]

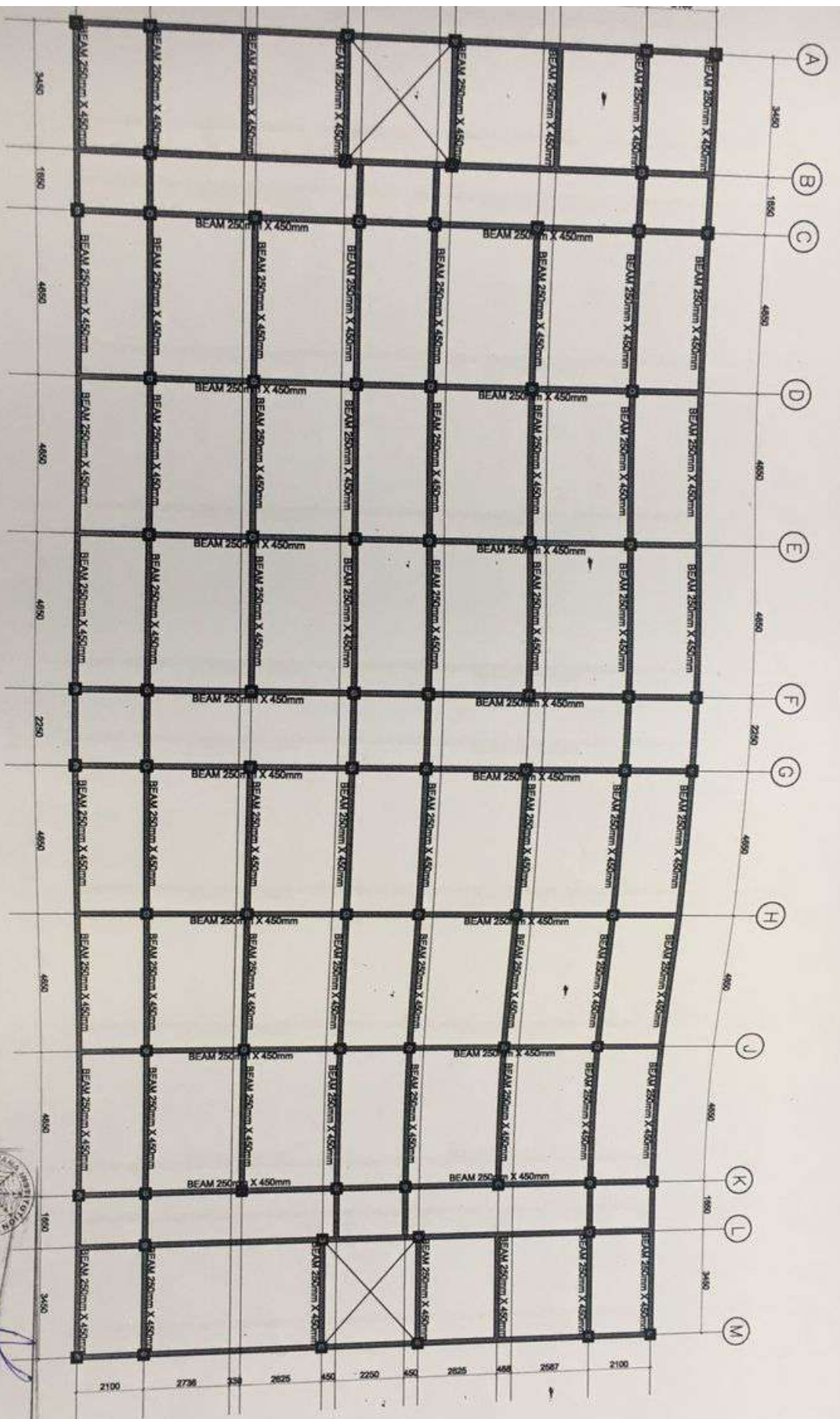
DATE: AR 20

SCALE: 1:100 (A3)

SHEET NO. 012



ADWEMADOR - GREATER ACCRA REGION



**NOTES**

Do not scale dimensions from drawings.

Should any discrepancy in dimensions occur between architectural, Civil, Structural, and Mechanical drawings, the Contractor shall immediately contact the Architect for clarification.

**CLIENT:**  
ANSAH AGYEMANG BARIMAH AND RITA AGYEMANG BARIMAH

**PROJECT:**  
PROPOSED FOUR STOREY SCHOOL BLOCK

**LOCATION:**  
ADWEMADOR - GREATER ACCRA REGION

**DRAWING TITLE:**  
AS INDICATED

**CHECKED BY:** NICHOLAS

**DESIGNED BY:** NICHOLAS

**DATE:** NOV 2021

**SCALE:** 1:100 & 1:25

**SHEET NO.:** 012


**Dwg. no.:** AR.21

**SHEET SIZE:** A3

  
 Eng. JOHNSON AUGUSTUS KWESI SHATA  
 (P.E. CIVIL)  
 CIVIL ENGINEER  
 Reg. No. 058890  
 KUMASI, GHANA  
 YEER

**APPROVED:**

**DATE:**



BEAM LAYOUT


  
 Ing. JONATHAN AUGUSTUS KWESI ATTA  
 (P.E. - Ghana)  
 CIVIL ENGINEER  
 Reg. No. 058599

**NOTES**

Do not scale dimensions for drawings. Should any discrepancy in dimensions occur between architectural, structural, and civil drawings, the structural drawings shall prevail unless otherwise indicated by the architect.

CHECK	APPROVED	DATE

CLIENT:	ANSAH AGYEMANG BARIMAH AND RITA AGYEMANG BARIMAH
LOCATION:	ADWEMADOR - GREATER ACCRA REGION
PROJECT:	PROPOSED FOUR STOREY SCHOOL BLOCK
DRAWING TITLE:	AS INDICATED
CHECKED BY:	NICHOLAS
DESIGNED BY:	NICHOLAS
DATE:	NOV 2021
SCALE:	1:100 & 1:25
SHEET No. 012	AR.22



Ing. JONAH AUGUSTUS KWESI ATTA  
(P.E-GHIE)  
CIVIL ENGINEER  
Reg No. 05899

**NOTES**

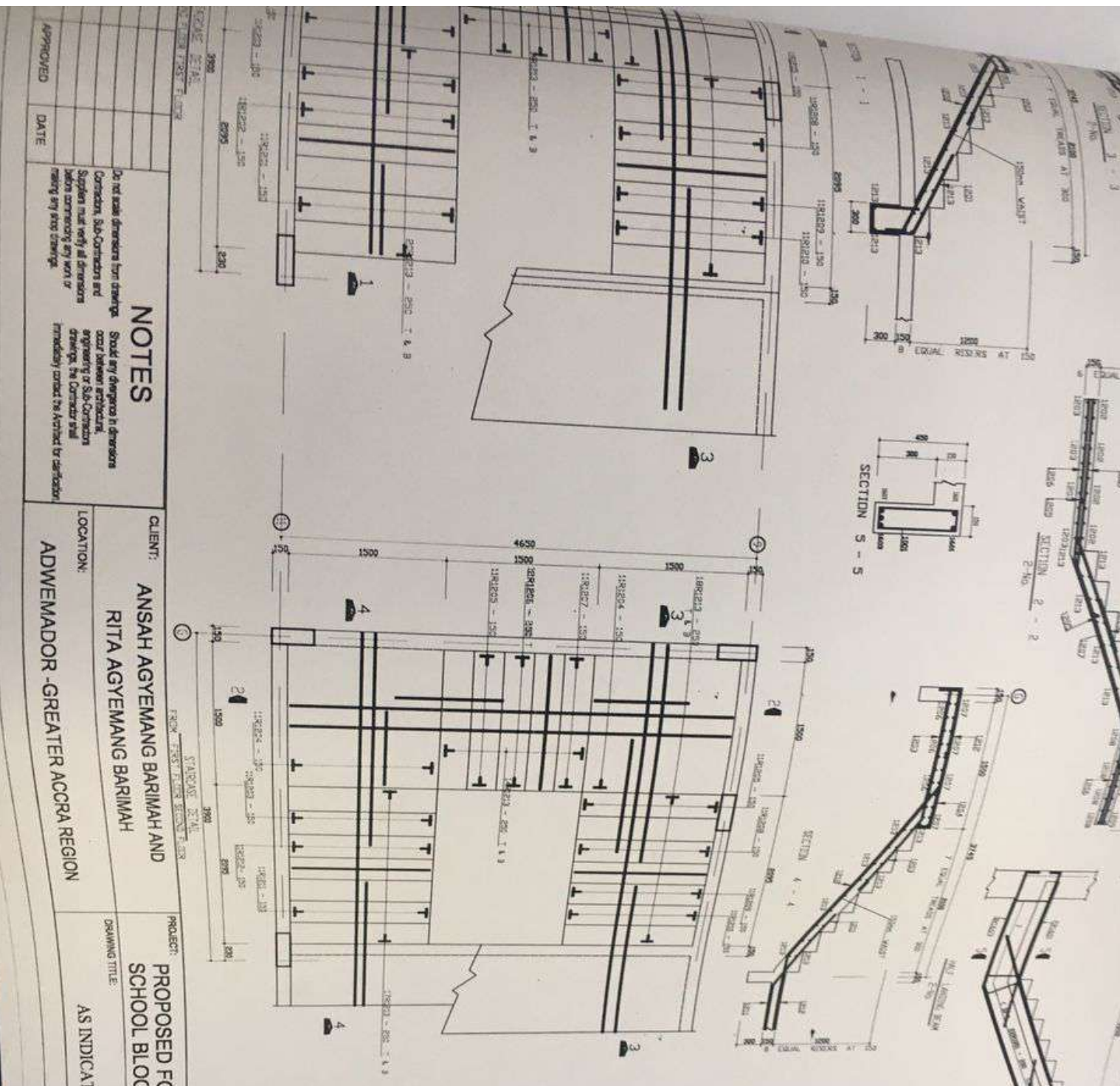
Do not scale dimensions for drawings. Check all dimensions in drawings. Sub-structure and super-structure dimensions shall be as shown. All dimensions are in millimeters unless otherwise stated. All dimensions are to the center of the member unless otherwise stated. All dimensions are to be checked by contractor.

CLIENT: ANSAH AGYEMANG BARIMAH AND RITA AGYEMANG BARIMAH  
LOCATION: ADWEMADOR - GREATER ACCRA REGION

PROJECT: PROPOSED FOUR STOREY SCHOOL BLOCK  
DRAWING TITLE: AS INDICATED

CHECKED BY: NICHOLAS  
DESIGNED BY: NICHOLAS  
DATE: NOV 2021  
SCALE: 1:100 & 1:25  
SHEET No.: 012

DWG. No. AR 22  
30.10.2021 (A)



**NOTES**

Do not scale dimensions from drawings  
 Consultant, Sub-Contractors and  
 Suppliers must verify all dimensions  
 before commencing any work or  
 making any site drawings.  
 Check any dimensions in drawings  
 occur between architect,  
 engineer or Sub-Contractors  
 drawings, the Contractor shall  
 immediately contact the Architect by satisfaction

APPROVED	DATE

CLIENT: **ANSAH AGYEMANG BARIMAH AND RITA AGYEMANG BARIMAH**


LOCATION: **ADWEMADOR - GREATER ACCRA REGION**

PROJECT: **PROPOSED FOUR STOREY SCHOOL BLOCK**

DRAWING TITLE: **AS INDICATED**

CHECKED BY: <b>NICHOLAS</b>	DESIGNED BY: <b>NICHOLAS</b>	Dwg. No: <b>AR.32</b>
DATE: <b>NOV 2021</b>	SCALE: <b>1:100 &amp; 1:25</b>	SHEET No.: <b>012</b>

  
**ING. JONAH AUGUSTUS KWESI ATTIA**  
 (PE - CHIEF)  
 CIVIL ENGINEER  
 Reg. No. 05899



ARRANGEMENT OF R.C.  
FOR SLAB

**NOTES**

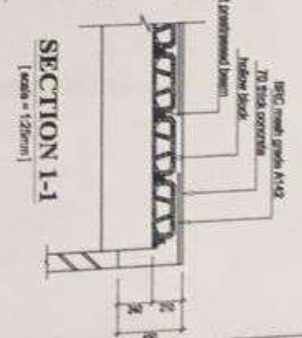
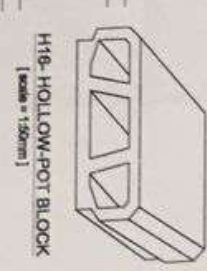
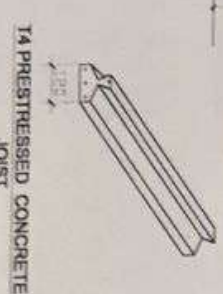
Do not scale dimensions from drawings.  
Consult the architect for any  
changes to the drawings.  
Dimensions shall conform with  
the latest edition of the  
relevant code of practice.

CLIENT: ANSAH AGYEMANG BARIMAH AND  
RITA AGYEMANG BARIMAH

PROJECT: PROPOSED FOUR STOREY  
SCHOOL BLOCK

DESIGNED BY: NICKOLAS  
DRAWN BY: NICKOLAS  
DATE: NOV 2021  
SCALE: 1:100 & 1:20

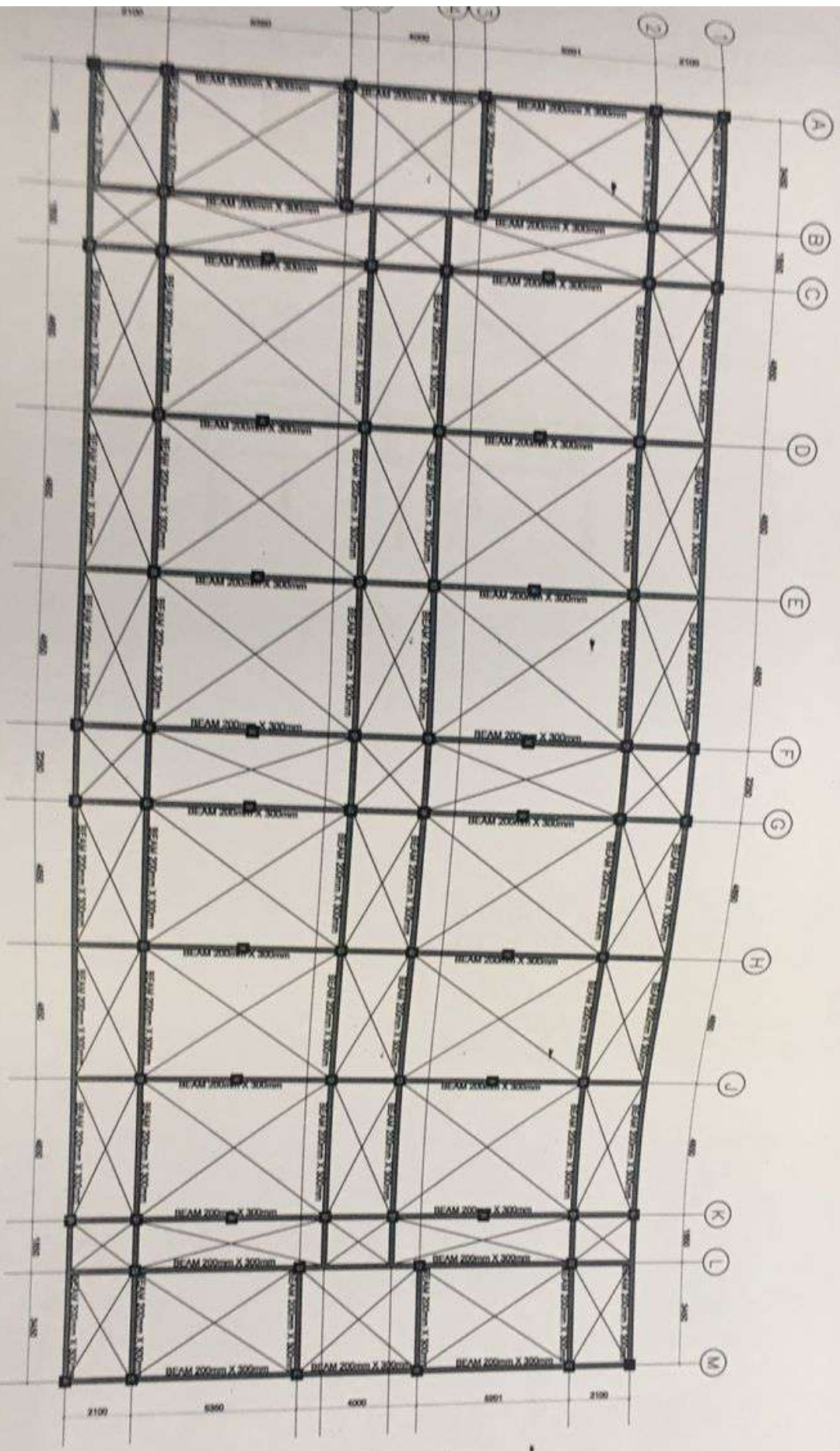
REGISTERED CIVIL ENGINEER  
No. 00689  
Ing. AUGUSTUS KINESIATTA  
(P.E. CHIEF)



AS INDICATED

AR.23





**NOTES**


1. All dimensions are in millimeters unless otherwise stated.  
 2. All dimensions are to the centerline of the beam unless otherwise stated.  
 3. All dimensions are to the centerline of the column unless otherwise stated.  
 4. All dimensions are to the centerline of the wall unless otherwise stated.  
 5. All dimensions are to the centerline of the slab unless otherwise stated.

CLIENT: **ANSAH AGYEMANG BARIMAH AND RITA AGYEMANG BARIMAH**

LOCATION: **ADWEMADOR - GREATER ACCRA REGION**

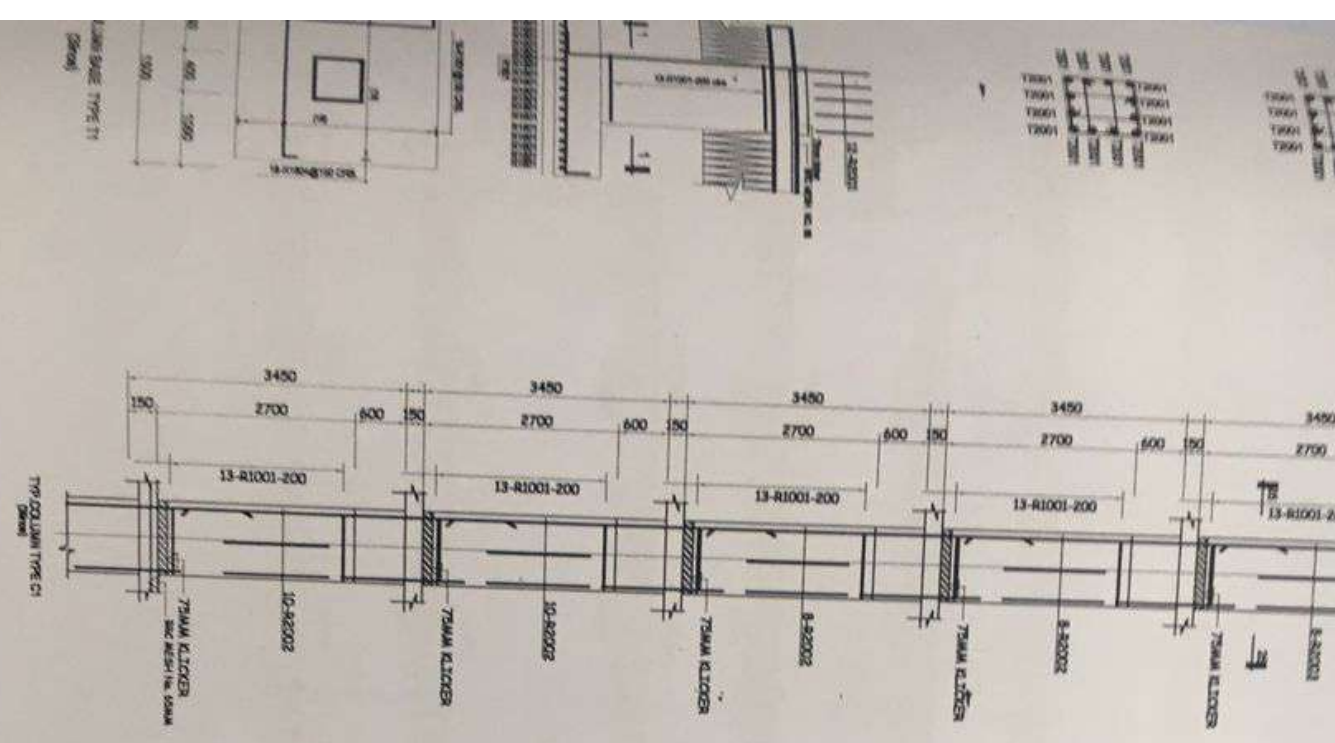
PROJECT: **PROPOSED FOUR STOREY SCHOOL BLOCK**

DRAWING TITLE: **AS INDICATED**

  
**Ing. David Augustus Kweziata**  
 (PE, CHIEF)  
 CIVIL ENGINEER  
 Reg. No. 005698

DESIGNED BY:	WICKOLAS
DRAWN BY:	WICKOLAS
DATE:	NOV 2021
SCALE:	1:100 & 1:125
SHEET NO. 22	AR 24

10001	10001	10001	10001	10001
10002	10002	10002	10002	10002
10003	10003	10003	10003	10003
10004	10004	10004	10004	10004
10005	10005	10005	10005	10005



No.	DIA.	LENG.	QTY	SHAPE
1001	18	1750	1004	200
1002	18	2025	406	200
1003	18	4020	1006	200
1004	18	3200	406	200
1005	15	700	1100	200
1006	15	700	1000	200

No.	DIA.	LENG.	QTY	SHAPE
1001	18	1750	1004	200
1002	18	2025	406	200
1003	18	4020	1006	200
1004	18	3200	406	200
1005	15	700	1100	200
1006	15	700	1000	200

No.	DIA.	LENG.	QTY	SHAPE
1001	18	1750	1004	200
1002	18	2025	406	200
1003	18	4020	1006	200
1004	18	3200	406	200
1005	15	700	1100	200
1006	15	700	1000	200

**NOTES**

Do not scale dimensions from drawings. Check all dimensions against your drawings. Dimensions must only be given as shown on drawings. All dimensions are in millimeters unless otherwise stated. The Contractor shall be responsible for the accuracy of all dimensions.

CLIENT: **ANSAH AGYEMANG BARIMAH AND RITA AGYEMANG BARIMAH**



PROJECT: **PROPOSED FOUR STOREY SCHOOL BLOCK**

LOCATION: **ADWEMADOR - GREATER ACCRA REGION**

DRAWING TITLE: **AS INDICATED**

Ing. **JOHANN AUGUSTUS KWESIATTA**  
(P.E. CHIEF)  
CIVIL ENGINEER  
Reg. No. 058599

CHECKED BY:	NICHOLAS
DESIGNED BY:	NICHOLAS
DRAWN BY:	NICHOLAS
DATE:	NOV/2024
SCALE:	1:100 & 1:25
SHEET No.:	012
DWG. No.:	AR.25
94H. 2025. 4A	



**NOTES**

1. All work to be done in accordance with the specifications and drawings. 2. The contractor shall be responsible for obtaining all necessary permits and licenses. 3. The contractor shall maintain access to all existing utilities and structures. 4. The contractor shall be responsible for the safety of all workers and the public. 5. The contractor shall be responsible for the disposal of all waste materials. 6. The contractor shall be responsible for the protection of all existing structures and utilities. 7. The contractor shall be responsible for the completion of all work within the specified time frame. 8. The contractor shall be responsible for the payment of all taxes and fees. 9. The contractor shall be responsible for the maintenance of all records and documents. 10. The contractor shall be responsible for the final inspection and certification of the work.

CLIENT: ANSAR AGRIWANG SARINI AND RITA AGRIWANG SARINI  
 ADDRESS: ADIWIJAYAR - GREATER ACCION REGION

PROJECT: PROPOSED FOUR STOREY SCHOOL BLOCK  
 STATUS: AS INDICATED



DESIGNER: [Name] DATE: [Date]  
 DRAWING: [Number] SCALE: 1:100  
 SHEET NO. 1/1

NOTES


REVISIONS


PROJECT NO.


DATE

ENGINEER'S SIGNATURE

DATE

  
 THE ENGINEER'S SIGNATURE  
 [Signature]  
 LICENSE NO. [Blank]  
 EXPIRES [Blank]





# NOTES


1. All work to be done in accordance with the approved drawings and specifications.

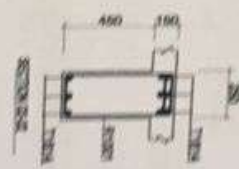
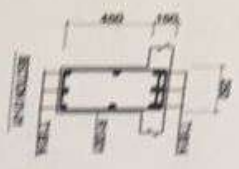

2. The contractor shall be responsible for the accuracy of the dimensions and levels shown on the drawings.


3. The contractor shall be responsible for the accuracy of the dimensions and levels shown on the drawings.

4. The contractor shall be responsible for the accuracy of the dimensions and levels shown on the drawings.

CLIENT:	ANSAH AGYEWANG BARIMAH AND RITA AGYEWANG BARIMAH
PROJECT:	PROPOSED FOUR STOREY SCHOOL BLOCK
LOCATION:	ADWEMADOR - GREATER ACCRA REGION
SCALE:	AS INDICATED
DRAWN BY:	NOVIALE
CHECKED BY:	NOVIALE
DATE:	NOV 2023
SCALE:	1:100
DRAWING NO.:	AR 28

  
 ING. *[Signature]*  
 CIVIL ENGINEER  
 REG. NO. 12345




  
**Eng. JAWAHER ALMUSTAFA KHAYAT**  
 P.E. CIVIL  
 CIVIL ENGINEER  
 No. 100/2018

### NOTES

1. For all new drawings for design, check all dimensions & bearings  
 2. All dimensions shall be in meters unless otherwise specified  
 3. All dimensions shall be in meters unless otherwise specified  
 4. All dimensions shall be in meters unless otherwise specified  
 5. All dimensions shall be in meters unless otherwise specified

CLIENT: <b>ANSAH AGYEMANG BARIMAH AND RITA AGYEMANG BARIMAH</b> LOCATION: <b>CREATED ACCRA REGION</b>	PROJECT: <b>PROPOSED FOUR STOREY SCHOOL BLOCK</b> DRAWING TITLE: <b>AS INDICATED</b>
CHECKED BY: <b>NON-CLG</b> DRAWN BY: <b>NON-CLG</b> DATE: <b>NOV/2017</b> SCALE: <b>1:1000</b>	SHEET NO: <b>02</b> OF <b>10</b> <b>AR 29</b>



**NOTES**

Do not scale dimensions from drawings. Should any discrepancy in dimensions occur between architect, engineering or Sub-Contractor drawings, the Contractor shall notify any such discrepancy immediately contact the Architect for clarification.

Contractor, Sub-Contractors and Suppliers must verify all dimensions before commencing any work or making any shop drawings.

CLIENT: **ANSAH AGYEMANG BARIMAH AND RITA AGYEMANG BARIMAH**

PROJECT: **PROPOSED FOUR STOREY SCHOOL BLOCK**

LOCATION: **ADWEMADOR - GREATER ACCRA REGION**


DRAWING TITLE: **AS INDICATED**

**Eng. JOHANN AUGUSTUS KWESI ATTA**  
(P.E. CHIEF)  
CIVIL ENGINEER  
Reg. No. 09899

CHECKED BY: **NICHOLAS**  
DESIGNED BY: **NICHOLAS**  
DATE: **NOV 2021**  
SCALE: **1:100 & 1:25**  
SHEET No. **012**

DRP. No. **AR.30**  
SHE. No. **AS**

APPROVED	DATE



  
 Ing. JONAH AUGUSTUS KWESI ATTA  
 (P.E. GHE)  
 CIVIL ENGINEER  
 Reg. No. 058899

**NOTES**

Do not scale dimensions from drawings. Should any discrepancy in dimensions occur between architectural, Civil, and Structural drawings, the Structural drawings shall prevail. Contact the Architect for clarification.

DATE	APPROVED	DESIGN

**CLIENT:** ANSAH AGYEMANG BARIMAH AND RITA AGYEMANG BARIMAH  
**LOCATION:** ADWEMADOR - GREATER ACCRA REGION

**PROJECT:** PROPOSED FOUR STOREY SCHOOL BLOCK  
**DRAWING TITLE:** AS INDICATED

CHECKED BY:		DESIGNED BY:		DATE:		SCALE:		SHEET No.:	
NICHOLAS		NICHOLAS		NOV 2021		1:100 & 1:25		AR.31	

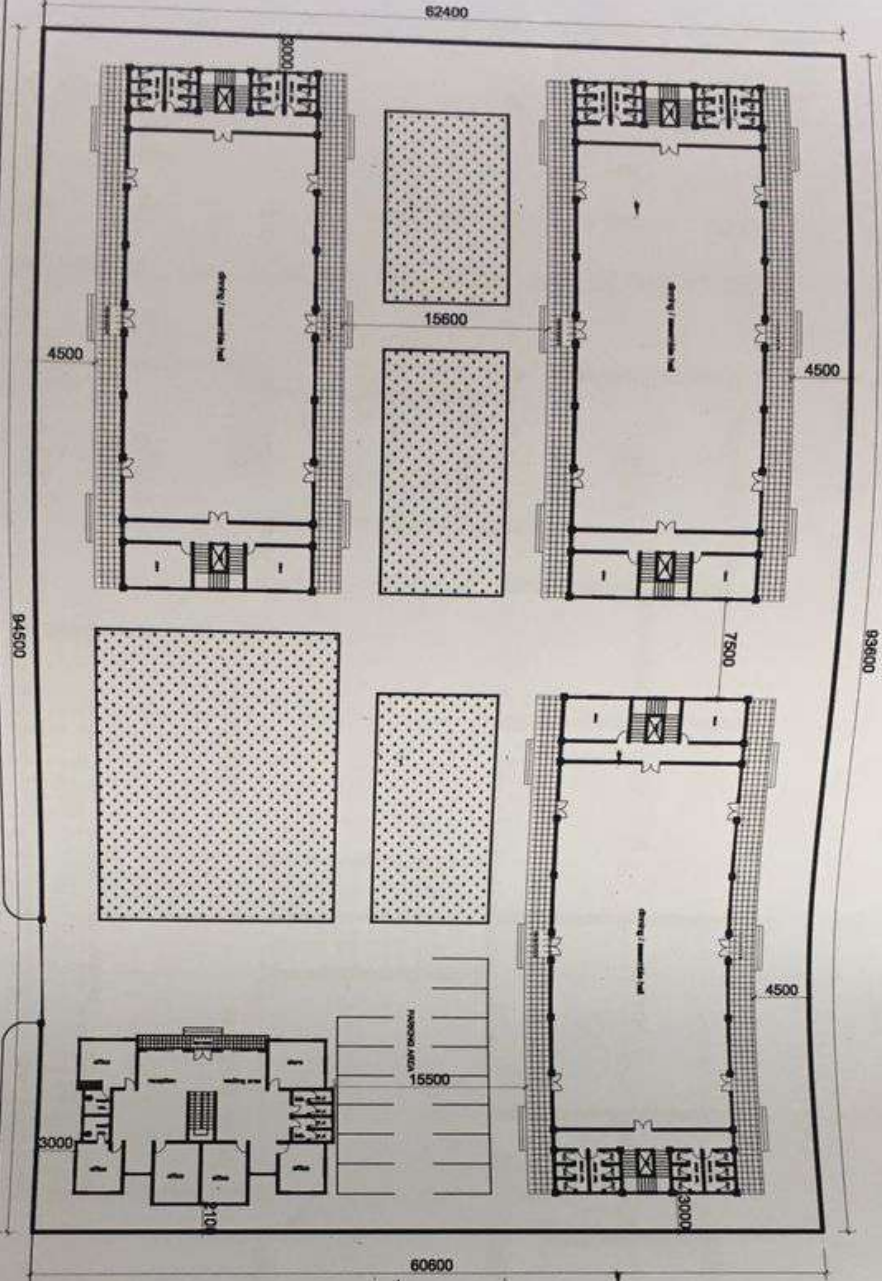
SHEET No. 012  
 Dwg. no. AR.31  
 SHE. 502-43



# BLOCK PLAN

SCALE 1:200

ROAD CENTER LINE



SITE PLAN  
SCALE 1:2000

**NOTES**

Do not scale dimensions from drawings.  
Contractor, Sub-Contractor and Engineer shall verify all dimensions before commencing any work or making any other drawings.  
Should any divergences to dimensions occur between architect, engineering or Sub-Contractor drawings, the Contractor shall immediately contact the Architect for clarification.

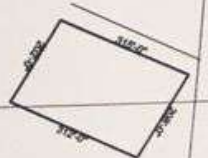
CLIENT: ANSAH AGYEMANG BARIMAH AND RITA AGYEMANG BARIMAH  
LOCATION: ADWEMADOR - GREATER ACCRA REGION

PROJECT: PROPOSED FIVE STOREY SCHOOL BLOCK  
DRAWING TITLE:

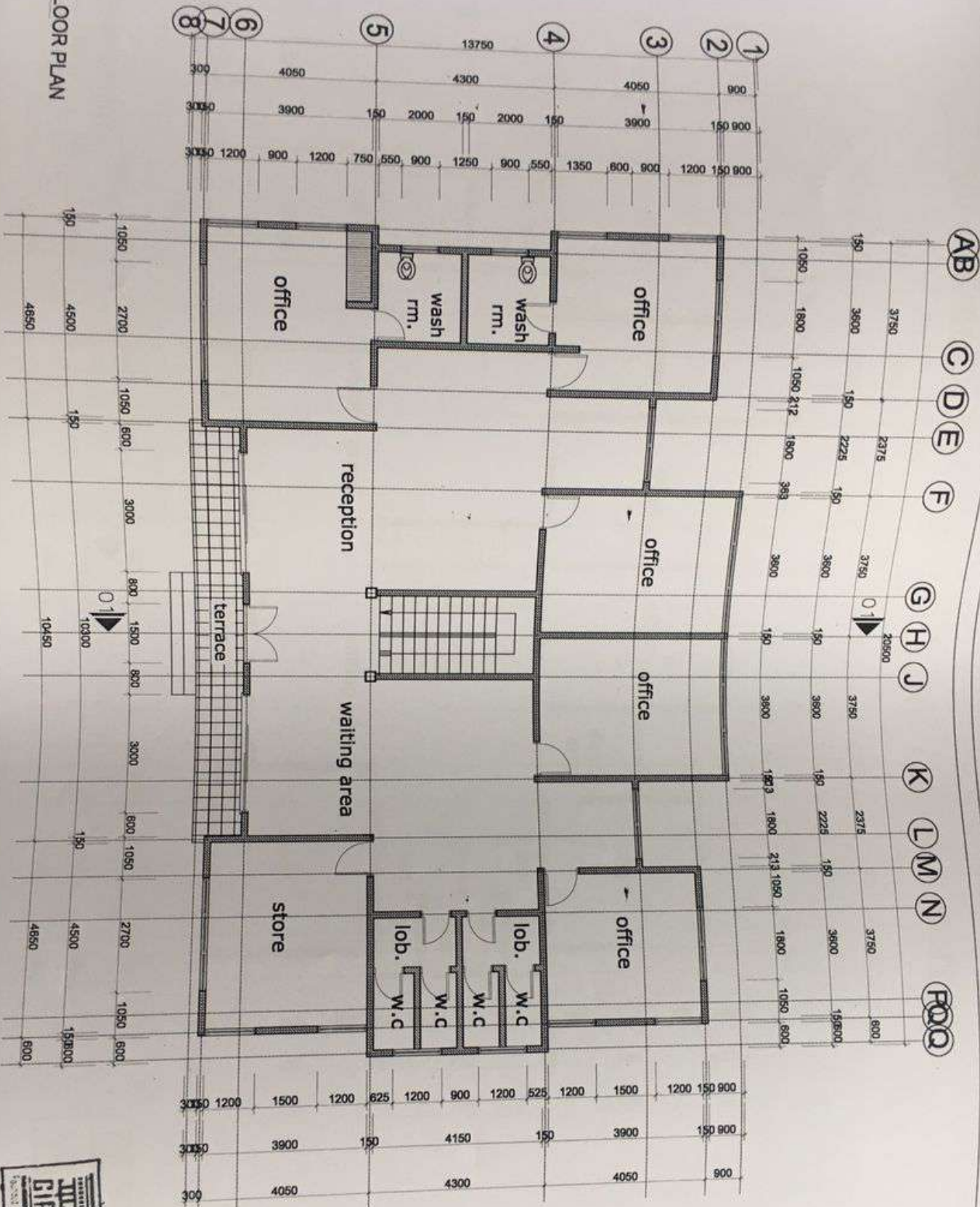
CHECKED BY: NICHOLAS  
DESIGNED BY: NICHOLAS  
DATE: NOV 2021  
SCALE: 1/100 & 1/25  
Dwg no: AR.01

NO.	REVISION	CHECK	APPROVED	DATE

AS INDICATED



**FLOOR PLAN**  
SCALE 1:100



**NOTES**

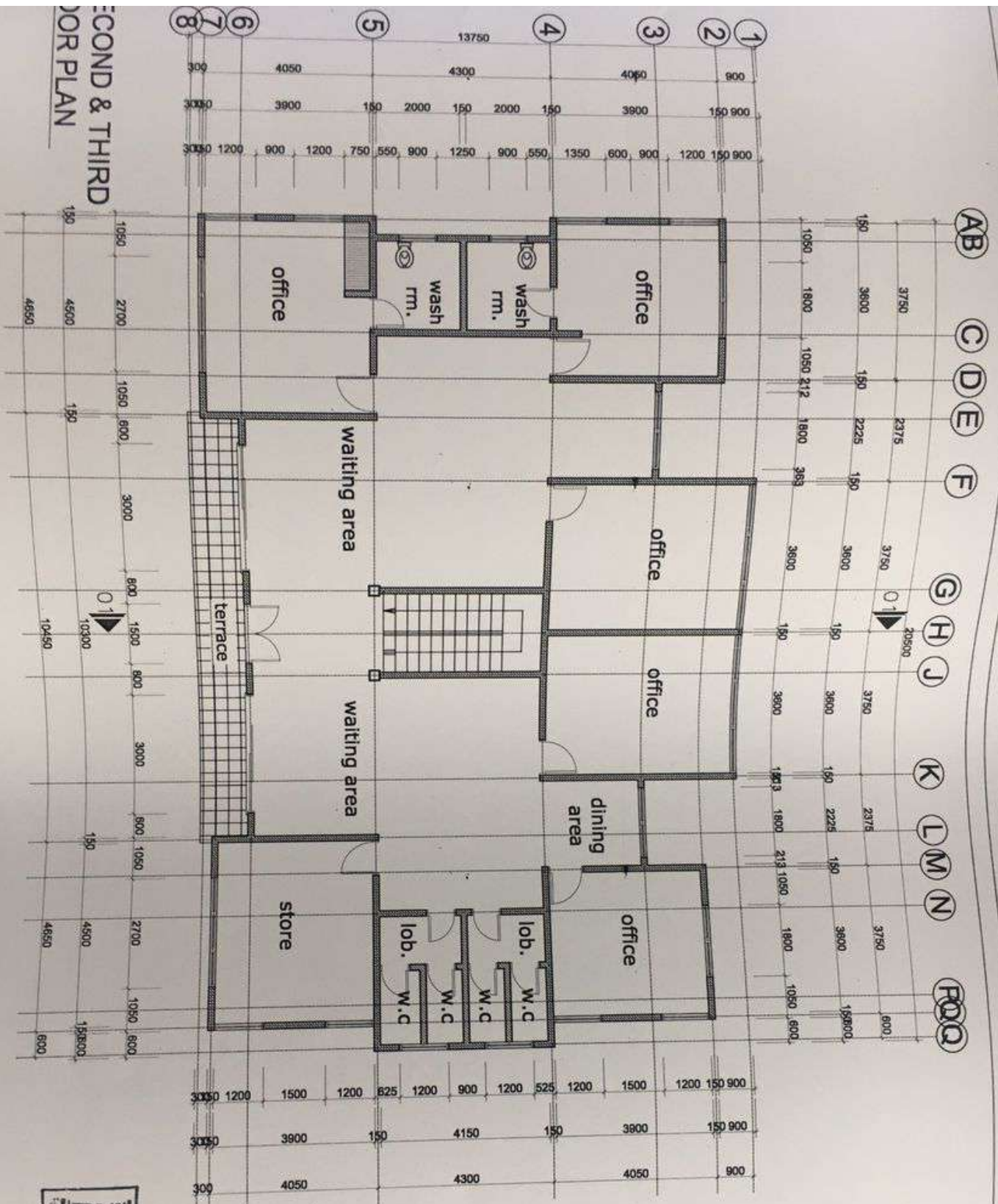
Do not scale dimensions from drawings.   
 Consult any drawings in connection with this contract.   
 Dimensions, Sub-Contractors and suppliers must verify all dimensions.

CLIENT: **ANSAH AGYEMANG BARIMAH AND RITA AGYEMANG BARIMAH**

PROJECT: **PROPOSED FIVE STOREY ADMINISTRATION BLOCK**

CHECKED BY: NICHOLAS  
 DESIGNED BY: NICHOLAS  
 DRAWN BY: NICHOLAS  
 DATE: NOV 2021





**SECOND & THIRD FLOOR PLAN**

**CLIENT:** ANSAH AGYEMANG BARIMAH AND RITA AGYEMANG BARIMAH

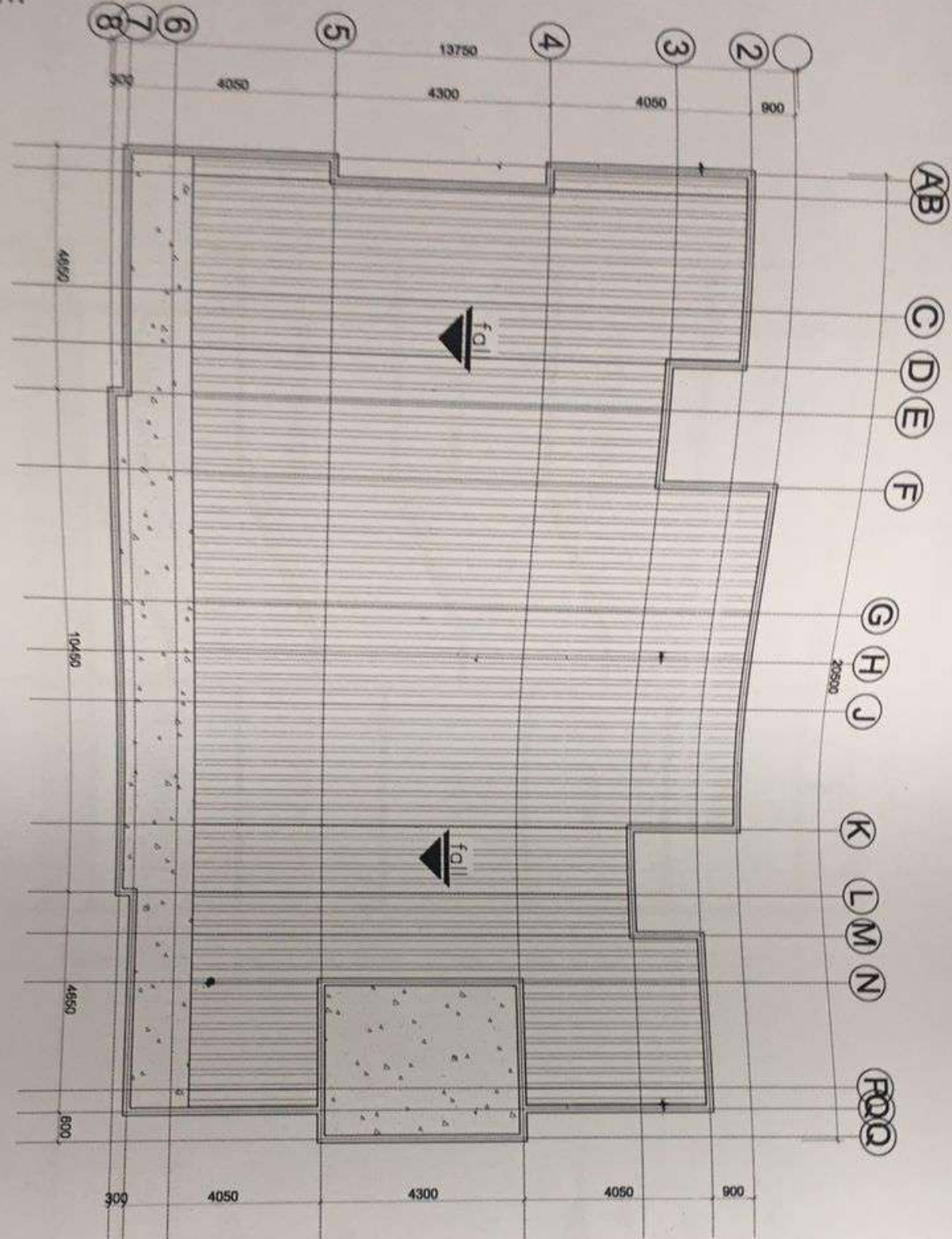
**PROJECT:** PROPOSED FIVE STOREY ADMINISTRATION BLOCK

**LOCATION:** ADWEMADOR - GREATER ACCRA REGION

**DRAWING TITLE:** AS INDICATED

**NOTES:** Do not take dimensions for concrete work unless indicated. Contractor, Sub-Contractor and Engineer must verify all dimensions before commencing any work or making any site drawings. Should any discrepancies in dimensions arise, the Contractor shall immediately contact the Architect for clarification.

**CHECKED BY:** NICHOLAS  
**DESIGNED BY:** NICHOLAS  
**DRAWN BY:** NICHOLAS  
**DATE:** NOV/2021  
**SCALE:** 1:100 & 1:25  
**PROJECT No.:** 012  
**DRG. No.:** AR.03  
**SHEET No.:** 45



**NOTES**

Do not scale dimensions from drawings. Check all dimensions & elevations against the contract documents. All dimensions are in millimeters unless otherwise stated. The Contractor shall be responsible for verifying all dimensions on site.

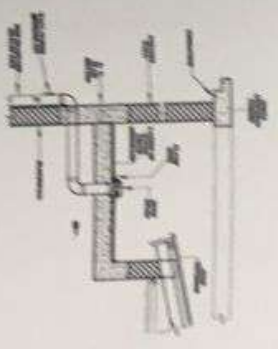
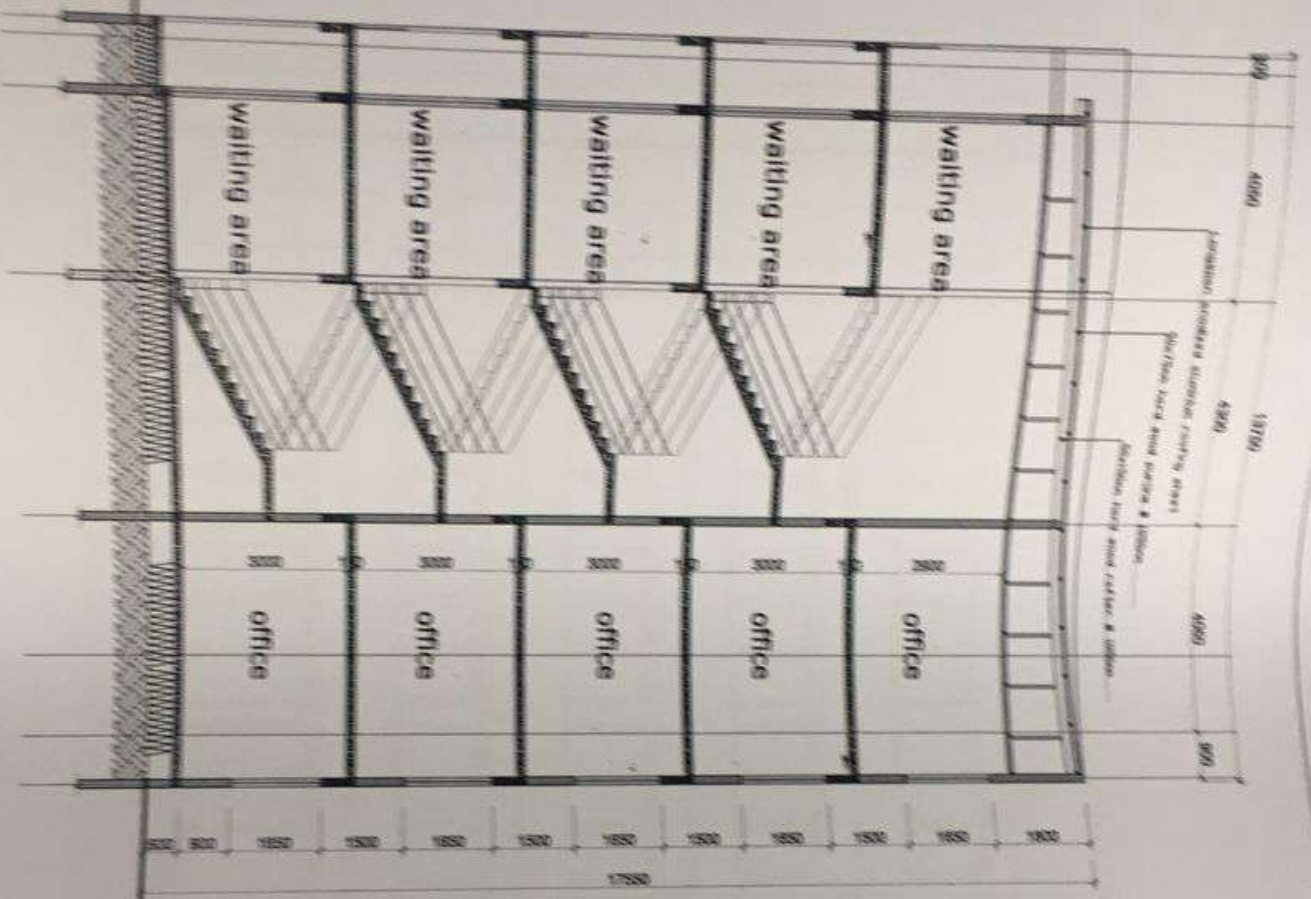
CLIENT: ANSAH AGYEMANG BARIMAH AND RITA AGYEMANG BARIMAH  
 LOCATION: ADWEMADOR - GREATER ACCRA REGION

PROJECT: PROPOSED FIVE STOREY ADMINISTRATION BLOCK  
 DRAWING TITLE: AS INDICATED

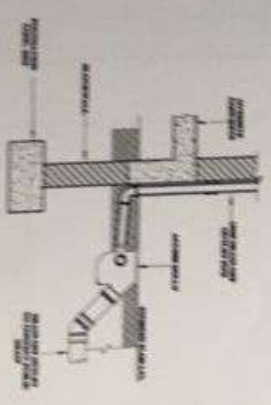
CHECKED BY: NICHOLAS  
 DESIGNED BY: NICHOLAS  
 DRAWN BY: NICHOLAS  
 DATE: NOV. 2011  
 SCALE: 1:100 & 1:25  
 SHEET No. 012  
 Dwg. No. AR.05  
 SHE. SIZE: A1



STION 01-01



SECTION THROUGH WINDOW OR DOOR



SECTION THROUGH WALL

**THE CIVIL ENGINEERS**  
**INC.**  
 110, 112, 114, 116, 118, 120, 122, 124, 126, 128, 130, 132, 134, 136, 138, 140, 142, 144, 146, 148, 150, 152, 154, 156, 158, 160, 162, 164, 166, 168, 170, 172, 174, 176, 178, 180, 182, 184, 186, 188, 190, 192, 194, 196, 198, 200, 202, 204, 206, 208, 210, 212, 214, 216, 218, 220, 222, 224, 226, 228, 230, 232, 234, 236, 238, 240, 242, 244, 246, 248, 250, 252, 254, 256, 258, 260, 262, 264, 266, 268, 270, 272, 274, 276, 278, 280, 282, 284, 286, 288, 290, 292, 294, 296, 298, 300, 302, 304, 306, 308, 310, 312, 314, 316, 318, 320, 322, 324, 326, 328, 330, 332, 334, 336, 338, 340, 342, 344, 346, 348, 350, 352, 354, 356, 358, 360, 362, 364, 366, 368, 370, 372, 374, 376, 378, 380, 382, 384, 386, 388, 390, 392, 394, 396, 398, 400, 402, 404, 406, 408, 410, 412, 414, 416, 418, 420, 422, 424, 426, 428, 430, 432, 434, 436, 438, 440, 442, 444, 446, 448, 450, 452, 454, 456, 458, 460, 462, 464, 466, 468, 470, 472, 474, 476, 478, 480, 482, 484, 486, 488, 490, 492, 494, 496, 498, 500, 502, 504, 506, 508, 510, 512, 514, 516, 518, 520, 522, 524, 526, 528, 530, 532, 534, 536, 538, 540, 542, 544, 546, 548, 550, 552, 554, 556, 558, 560, 562, 564, 566, 568, 570, 572, 574, 576, 578, 580, 582, 584, 586, 588, 590, 592, 594, 596, 598, 600, 602, 604, 606, 608, 610, 612, 614, 616, 618, 620, 622, 624, 626, 628, 630, 632, 634, 636, 638, 640, 642, 644, 646, 648, 650, 652, 654, 656, 658, 660, 662, 664, 666, 668, 670, 672, 674, 676, 678, 680, 682, 684, 686, 688, 690, 692, 694, 696, 698, 700, 702, 704, 706, 708, 710, 712, 714, 716, 718, 720, 722, 724, 726, 728, 730, 732, 734, 736, 738, 740, 742, 744, 746, 748, 750, 752, 754, 756, 758, 760, 762, 764, 766, 768, 770, 772, 774, 776, 778, 780, 782, 784, 786, 788, 790, 792, 794, 796, 798, 800, 802, 804, 806, 808, 810, 812, 814, 816, 818, 820, 822, 824, 826, 828, 830, 832, 834, 836, 838, 840, 842, 844, 846, 848, 850, 852, 854, 856, 858, 860, 862, 864, 866, 868, 870, 872, 874, 876, 878, 880, 882, 884, 886, 888, 890, 892, 894, 896, 898, 900, 902, 904, 906, 908, 910, 912, 914, 916, 918, 920, 922, 924, 926, 928, 930, 932, 934, 936, 938, 940, 942, 944, 946, 948, 950, 952, 954, 956, 958, 960, 962, 964, 966, 968, 970, 972, 974, 976, 978, 980, 982, 984, 986, 988, 990, 992, 994, 996, 998, 1000.

**NOTES**

1. All dimensions are in millimeters unless otherwise stated.

2. The contractor shall be responsible for the accuracy of the dimensions and shall verify the same before commencing work.

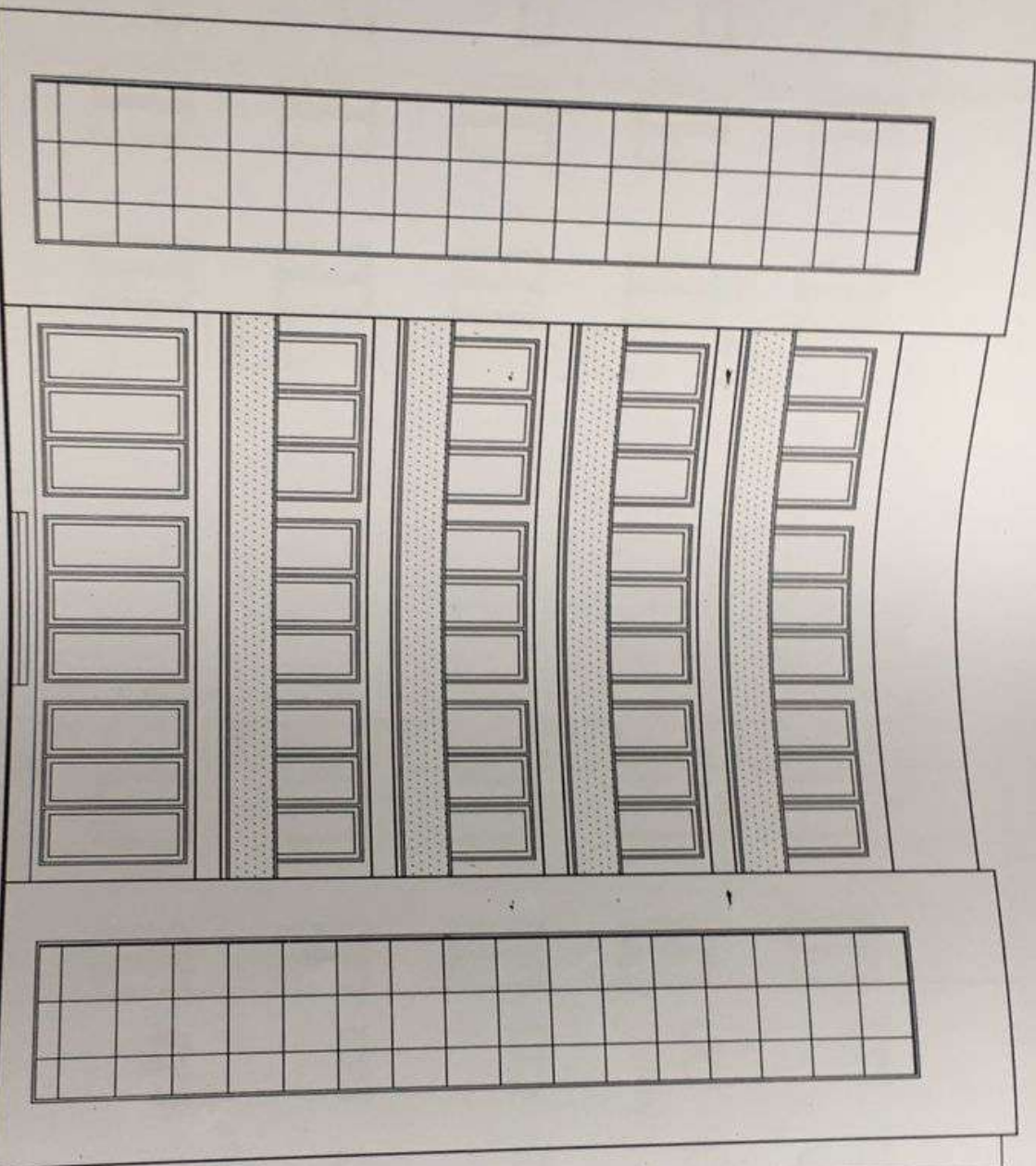
3. The contractor shall be responsible for the accuracy of the dimensions and shall verify the same before commencing work.

4. The contractor shall be responsible for the accuracy of the dimensions and shall verify the same before commencing work.

CLIENT: ANSAH AGYEMANG BARIMAH AND  
 RITA AGYEMANG BARIMAH  
 PROJECT: ADMWEMADOR - GREATER ACCRA REGION

PROPOSED FIVE STOREY  
 ADMINISTRATION BLOCK  
 AS INDICATED

DESIGNED BY: MORGAN  
 DRAWN BY: MORGAN  
 DATE: NOV 2011  
 SCALE: 1:100 & 1:50  
 SHEET NO. 012  
 DR. 06  
 AR. 06



  
**ANTHONY KHASHIE GASFIE**  
 Registered Architect  
 Reg. No. 289  
 Date: *AS*  
 Signature

TION

**NOTES**

Do not scale dimensions from drawings  
 Contractors, Sub-Contractors and  
 Suppliers must verify all dimensions  
 against the approved architectural  
 drawings. The Contractor shall  
 be responsible for the accuracy of  
 the drawings.

CLIENT: **ANSAH AGYEMANG BARIMAH AND RITA AGYEMANG BARIMAH**

LOCATION: **ADWEMADOR - GREATER ACCRA REGION**

PROJECT: **PROPOSED FIVE STOREY ADMINISTRATION BLOCK**

DRAWING TITLE: **ADMINISTRATION BLOCK**

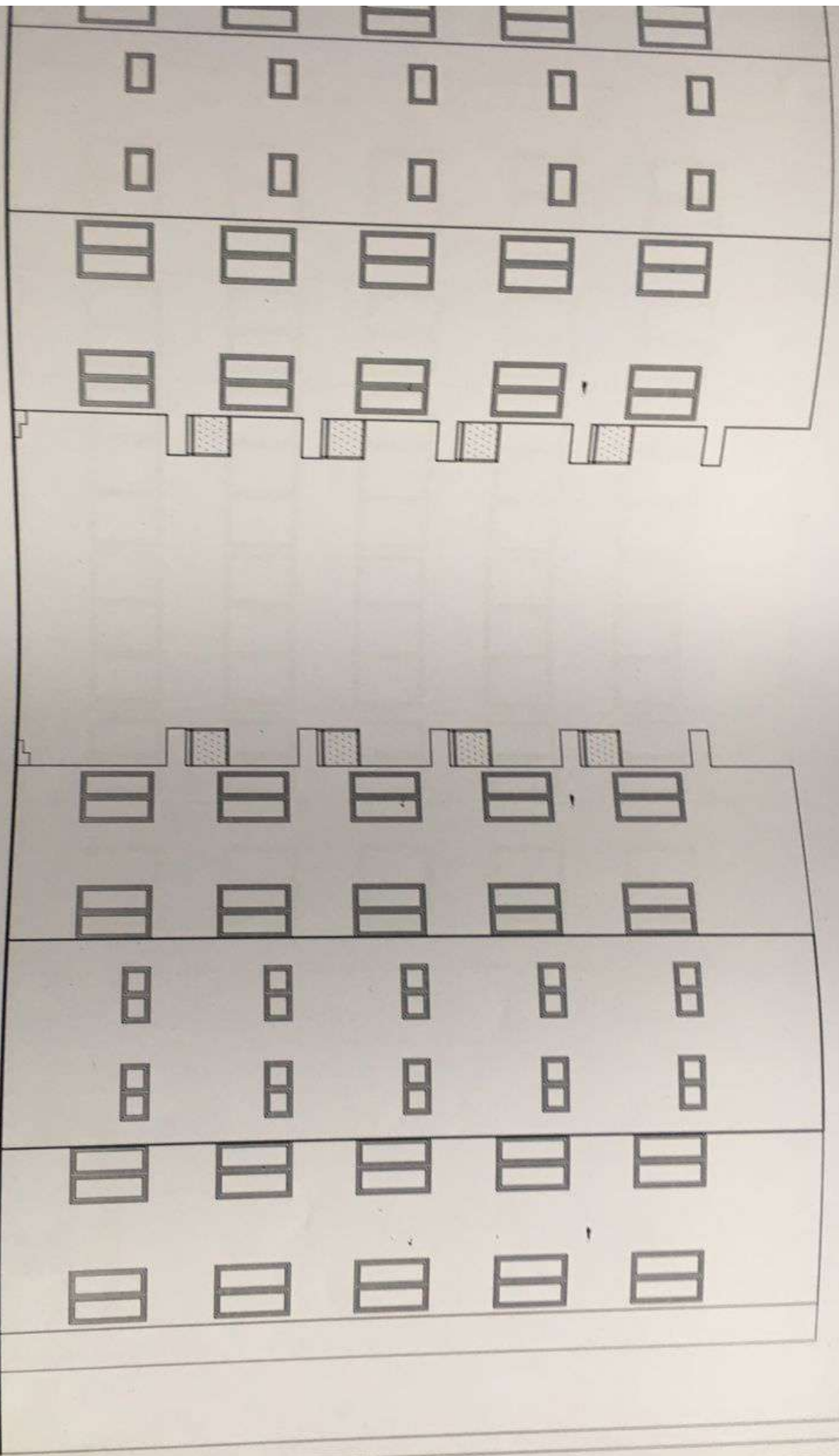
CHECKED BY: **NICHOLAS**

DESIGNED BY: **NICHOLAS**

DRAWN BY: **NICHOLAS**

DATE: **NOV 2021**

AR.07



**LIFT SIDE ELEVATION**

SCALE 1:100

CLIENT: ANSAH AGYEMANG BARIMAH AND RITA AGYEMANG BARIMAH

LOCATION: ADWEMADOR - GREATER ACCRA REGION

PROJECT: PROPOSED FIVE STOREY ADMINISTRATION BLOCK

DRAWING TITLE: AS INDICATED



**ANTHONY KWASHIE GAFFIE** Eng.  
 ARCHITECT  
 Reg. No. 299 Date 1/11/2011  


**NOTES**

Do not make drawings for drainage  
 (overhead, but columns not  
 shown) and only if drainage  
 when necessary, say, for  
 water supply, etc.

Should any drawings be drawn  
 your name, address,  
 telephone, or the Contractor's  
 name, address, telephone, and  
 the architect's name be included for  
 reference.

CHECKED BY: NICHOLAS  
 DESIGNED BY: NICHOLAS  
 DRAWN BY: NICHOLAS  
 DATE: NOV 2021  
 SCALE: 1:100 & 1:25  
 Dwg. No. **AR.08**




**ANTHONY KWASHIE GAFFEE AGA**  
 Architect  
 Reg. No. 381 Date: / /  
  
 SQUATRE

**NOTES**

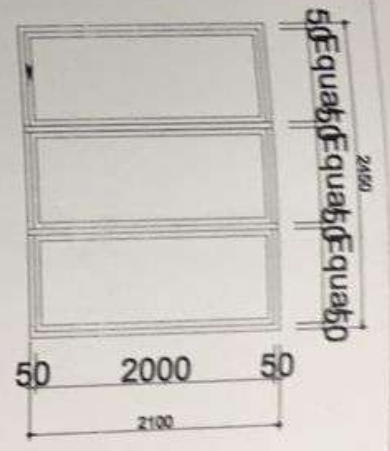



Do not take dimensions from drawings.  
 Contractors, Sub-Contractors and  
 Suppliers must verify all dimensions  
 before commencing any work or  
 making any shop drawings.  
 State any discrepancies in dimensions  
 occur between architectural  
 drawings, the Contractor shall  
 immediately contact the Architect for clarification.

**CLIENT:** ANSAH AGYEMANG BARIMAH AND  
 RITA AGYEMANG BARIMAH  
**LOCATION:** ADWEMADOR - GREATER ACCRA REGION

**PROJECT:** PROPOSED FIVE STOREY  
 ADMINISTRATION BLOCK  
**DRAWING TITLE:**

**CHECKED BY:**  
**DESIGNED BY:** NICHOLAS  
**DRAWN BY:** NICHOLAS  
**DATE:** NOV/2021  
**DRG. no.** AR.09



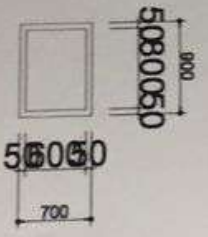
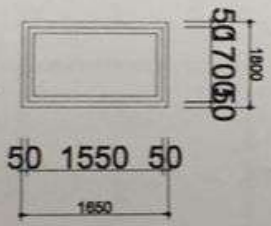
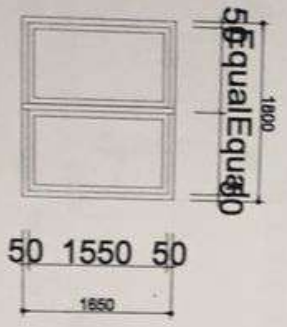
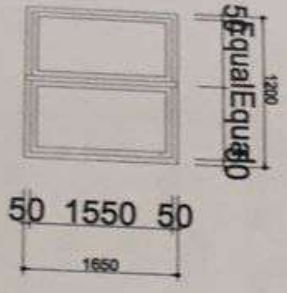


0	DOOR	1 no.	SECURITY DOOR
LOCATION: LIVING AREA			

2	DOOR	9 no.	PANEL DOOR
LOCATION: MASTER BEDROOM, KITCHEN			

1	DOOR	5 no.	FLUSH DOOR
LOCATION: WASHROOMS			

5	WINDOW	1 no.	UPVC SLIDING WINDOW
LOCATION: MASTER BEDROOM			



6	WINDOW	6 no.	UPVC SLIDING WINDOW
LOCATION: NO. BEDROOM			

3	WINDOW	12 no.	UPVC SLIDING WINDOW
LOCATION: KITCHEN			

4	WINDOW	2 no.	UPVC WINDOW
LOCATION: GUEST ROOM			

1	WINDOW	5 no.	UPVC WINDOW
LOCATION: W.C/BATH STORE			

DESIGNED BY:	NICHOLAS
DRAWN BY:	NICHOLAS
DATE:	NOV 2021
SCALE:	1:100 & 1:25

**NOTES**

1. Do not scale dimensions from drawings.

2. Confirm the Client's and Contractor's responsibilities for the window and door opening and its location.

3. Confirm the Client's and Contractor's responsibilities for the window and door opening and its location.

4. Confirm the Client's and Contractor's responsibilities for the window and door opening and its location.

CLIENT: **ANSAH AGYEMANG BARIMAH AND RITA AGYEMANG BARIMAH**

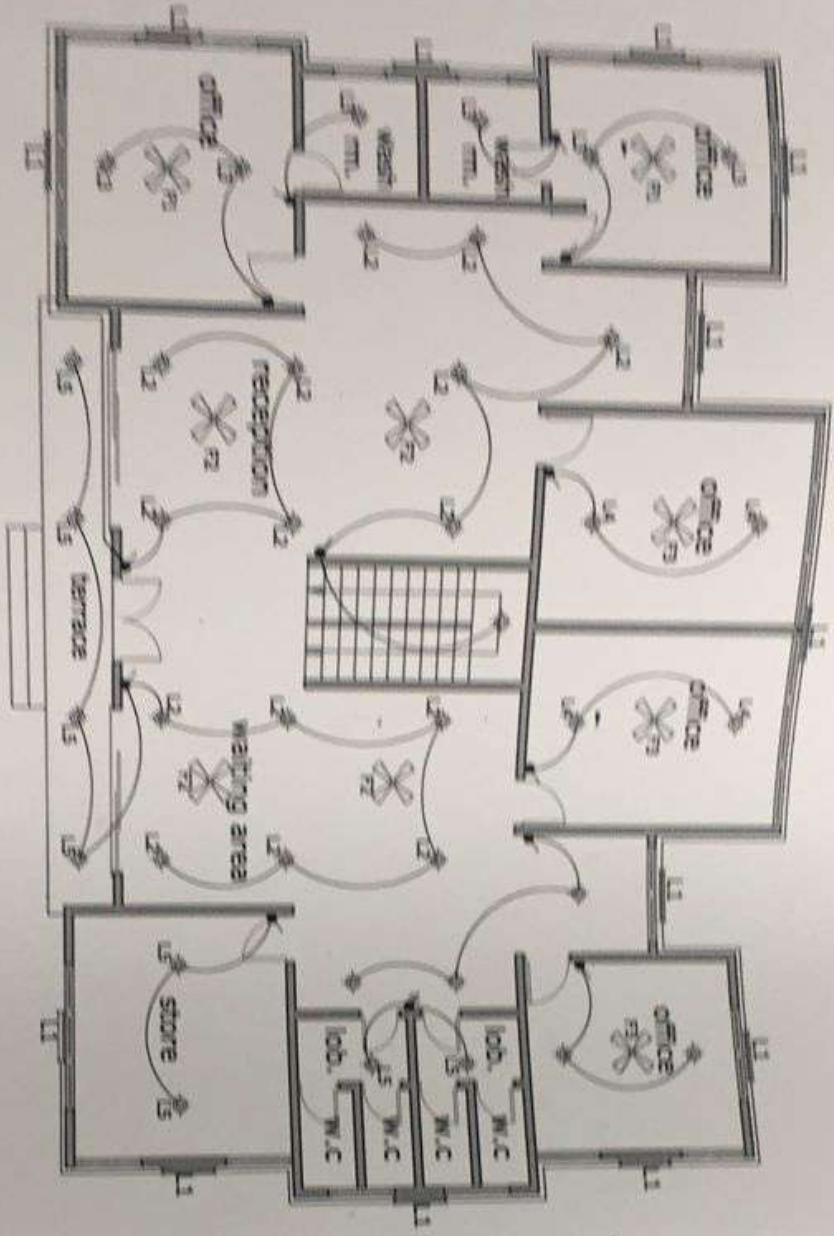
LOCATION: **ADWEMADOR - GREATER ACCRA REGION**

PROJECT: **PROPOSED FIVE STOREY ADMINISTRATION BLOCK**

DRAWING TITLE: **AS INDICATED**

**ANTHONY KWASHIE GARTRE**  
 ARCHITECT  
 REG. NO. 384  
 DATE: 11/11/21  
 SIGNATURE

CHECKED BY:	NICHOLAS
DESIGNED BY:	NICHOLAS
DRAWN BY:	NICHOLAS
DATE:	NOV 2021
SCALE:	1:100 & 1:25



FLOOR  
PLAN

SYMBOLS	VALUES	COUNT
●	DOOR	15
○	2-WAY DOOR	4
○	3-WAY DOOR	4
○	4-WAY DOOR	0
○	5-WAY DOOR	0
○	6-WAY DOOR	0
○	7-WAY DOOR	0
○	8-WAY DOOR	0
○	9-WAY DOOR	0
○	10-WAY DOOR	0
○	11-WAY DOOR	0
○	12-WAY DOOR	0
○	13-WAY DOOR	0
○	14-WAY DOOR	0
○	15-WAY DOOR	0
○	16-WAY DOOR	0
○	17-WAY DOOR	0
○	18-WAY DOOR	0
○	19-WAY DOOR	0
○	20-WAY DOOR	0
○	21-WAY DOOR	0
○	22-WAY DOOR	0
○	23-WAY DOOR	0
○	24-WAY DOOR	0
○	25-WAY DOOR	0
○	26-WAY DOOR	0
○	27-WAY DOOR	0
○	28-WAY DOOR	0
○	29-WAY DOOR	0
○	30-WAY DOOR	0
○	31-WAY DOOR	0
○	32-WAY DOOR	0
○	33-WAY DOOR	0
○	34-WAY DOOR	0
○	35-WAY DOOR	0
○	36-WAY DOOR	0
○	37-WAY DOOR	0
○	38-WAY DOOR	0
○	39-WAY DOOR	0
○	40-WAY DOOR	0
○	41-WAY DOOR	0
○	42-WAY DOOR	0
○	43-WAY DOOR	0
○	44-WAY DOOR	0
○	45-WAY DOOR	0
○	46-WAY DOOR	0
○	47-WAY DOOR	0
○	48-WAY DOOR	0
○	49-WAY DOOR	0
○	50-WAY DOOR	0

NOTES

1. All dimensions are in meters.  
2. All dimensions are to the center line of walls and columns.  
3. All dimensions are to the center line of doors and windows.  
4. All dimensions are to the center line of stairs.  
5. All dimensions are to the center line of balconies.  
6. All dimensions are to the center line of terraces.  
7. All dimensions are to the center line of ramps.  
8. All dimensions are to the center line of lifts.  
9. All dimensions are to the center line of escalators.  
10. All dimensions are to the center line of stairs.

CLIENT: ANSAH AGYEMANG BARIMAH AND RITA AGYEMANG BARIMAH  
PROJECT: PROPOSED FIVE STOREY ADMINISTRATION BLOCK AS INDICATED

ARCHITECT: ANTHONY KANSIME SURE  
DATE: 15/01/2015  
SCALE: 1:100

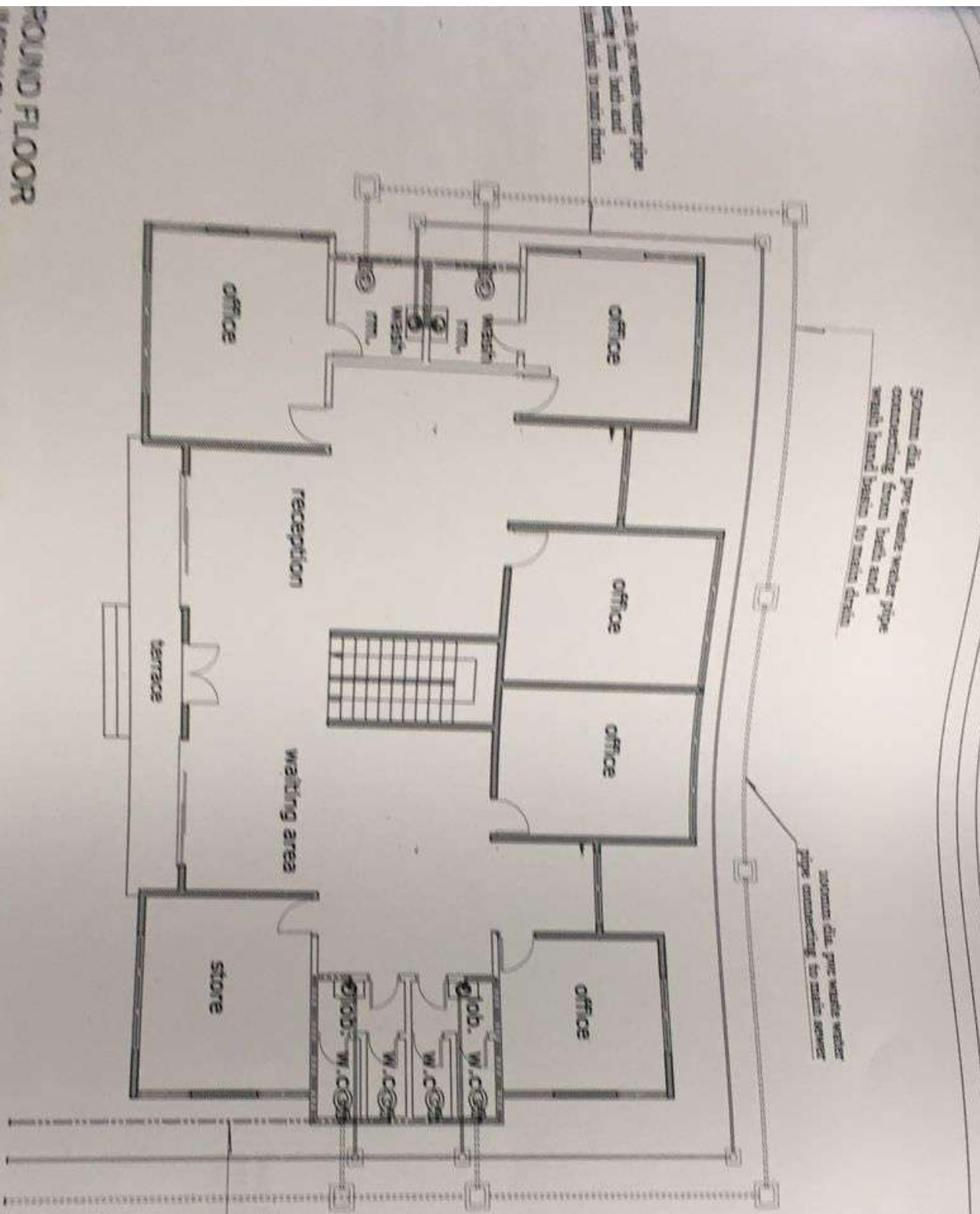
CHECKED BY: NICHOLAS  
DRAWN BY: NICHOLAS  
DATE: NOV 2011  
SCALE: 1:100 A 1:25  
SHEET NO. 113

AR 11





**GROUND FLOOR  
DRAINING LAYOUT**



50mm dia. pvc waste water pipe connecting from bath and wash hand basin to main drain

200mm dia. pvc waste water pipe connecting to main sewer

425mm dia. pvc solid waste pipe in block wall connecting to bath, wc and wash hand basin

**LEGEND**

- VENT WATER PIPE LINE
- ELECTRICAL CHANNEL PIPE LINE
- COLD WATER PIPE LINE
- CHANNELING RELAY PIPE CHANNEL
- GATE VALVE
- WATER METER
- STOP ZONE
- WATER CLOSET
- DOMESTIC WATER TAP
- SHOWER TRAY
- FLOOR DRAIN UNIT
- V
- M
- P
- O
- SQUARE WITH X

**NOTES**

1. For the purpose of this drawing, the client has provided the following information:  
 a. The building is a five-storey office building.  
 b. The building is located at the corner of the street.  
 c. The building is to be used as an office building.  
 d. The building is to be used as an office building.

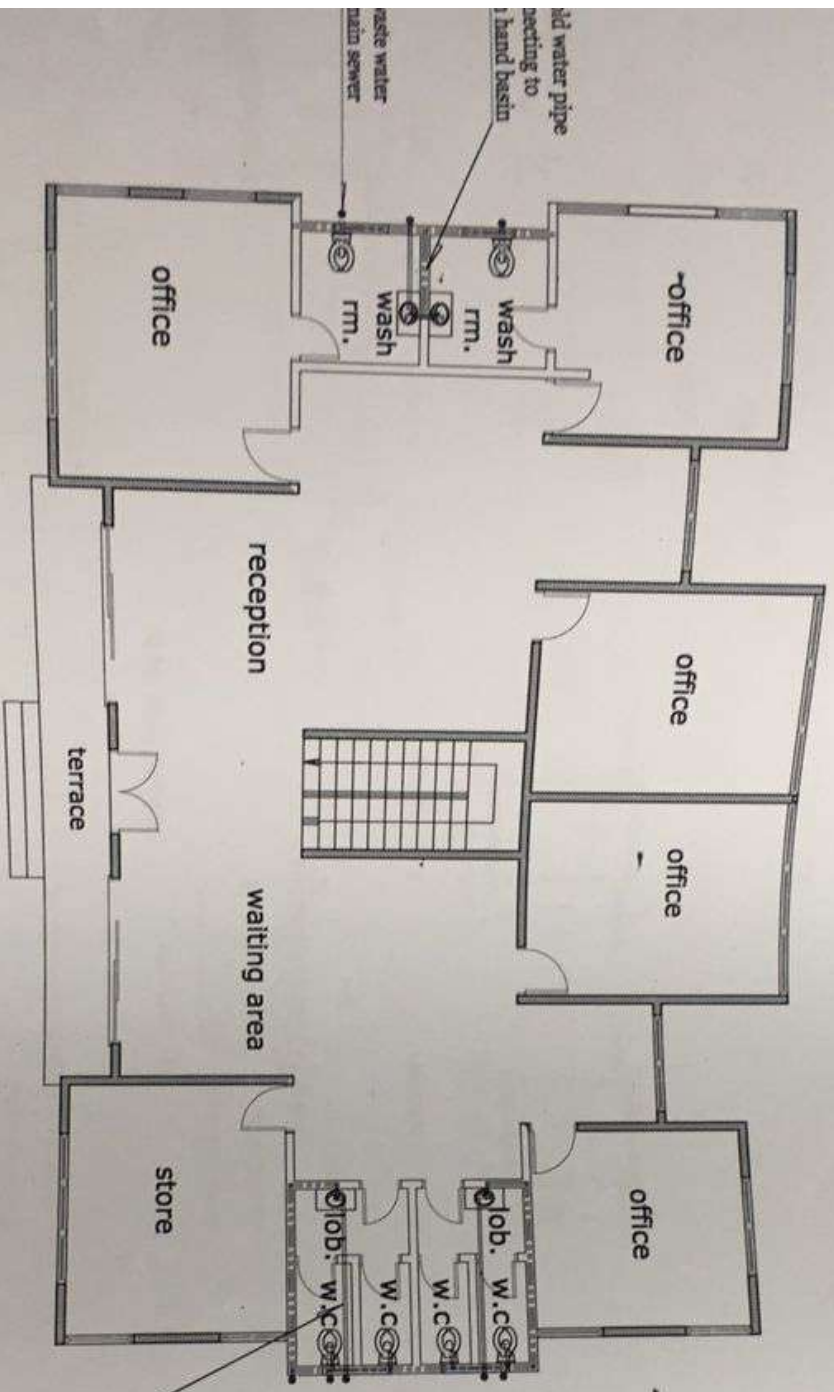
CLIENT: ANSAH AGYEMANG BARIMAH AND  
 RITA AGYEMANG BARIMAH

PROJECT: PROPOSED FIVE STOREY  
 ADMINISTRATION BLOCK



CHECKED BY: [Signature]  
 DESIGNED BY: [Signature]  
 DRAWN BY: [Signature]

# AD, THIRD & FOURTH FLOOR UMBING LAYOUT



50mm dia. pvc waste water pipe connecting from bath and wash hand basin to main drain

### LEGEND

	WASTE WATER PIPE LINE
	INSPECTION CHAMBER PIPE LINE
	COLD WATER PIPE LINE
	COMBINED HOSE REEL/ANON. CABINET
	GATE VALVE
	WATER METER
	STOP COCK
	WATER CLOSET
	DOMESTIC WASH BASIN
	SHOWER TRAY
	KITCHEN SINK UNIT

**THE GIR**  
 ANTHONY KWASHIE GAFFIE AGA  
 Architect  
 Reg. No. 299 / 2007  
 SIGNATURE

**NOTES**  
 Do not use dimensions for fittings. State any dimensions & dimensions of all fixtures, fittings, and materials. Contractors and Suppliers must refer to drawings and specifications. The Contractor shall be responsible for any work or materials not shown on drawings.

CLIENT: **ANSAH AGYEMANG BARIMAH AND RITA AGYEMANG BARIMAH**

PROJECT: **PROPOSED FIVE STOREY ADMINISTRATION BLOCK**

LOCATION: **ADWEMADOR - GREATER ACCRA REGION**

DRAWING TITLE: **AS INDICATED**

CHECKED BY: **NICHOLAS**

DESIGNED BY: **NICHOLAS**

DRAWN BY: **NICHOLAS**

DATE: **NOV 2021**

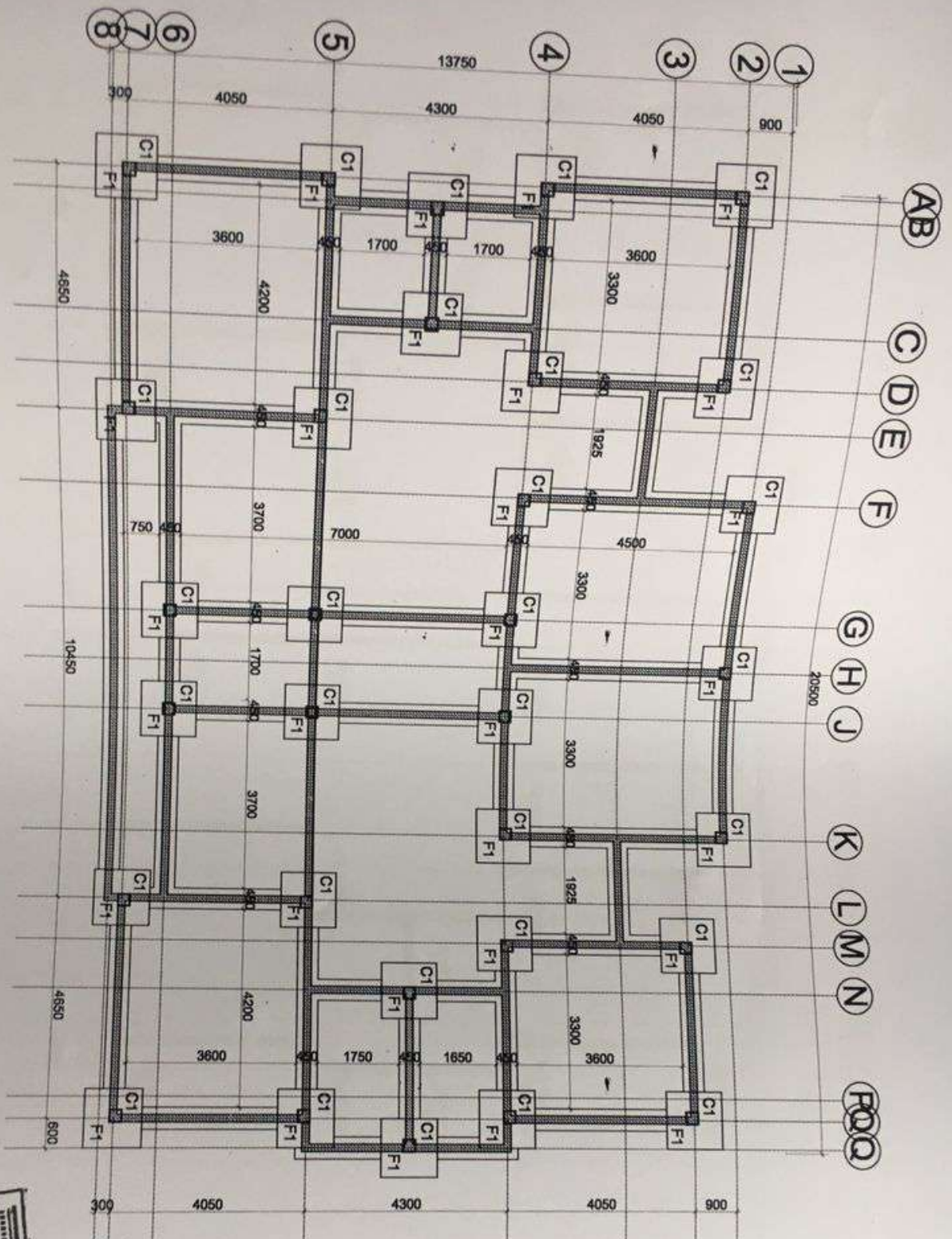
SCALE: **1:100 & 1:25**

DRG. NO. **AR.15**

SHE. SIZE: **A4**



# ION LAYOUT



**NOTES**

Do not scale dimensions from drawings. Check any dimensions in drawings against approved architectural drawings of Sub-Contractors and design. The Contractor shall immediately contact the Architect for clarification making any site changes.

CLIENT: ANSAH AGYEMANG BARIMAH AND RITA AGYEMANG BARIMAH

PROJECT: PROPOSED FIVE STOREY ADMINISTRATION BLOCK

LOCATION: ADWEMADOR - GREATER ACCRA REGION

DRAWING TITLE: AS INDICATED

CHECKED BY: NICHOLAS

DESIGNED BY: NICHOLAS

DATE: NOV 2021

SCALE: 1:100 & 1:25

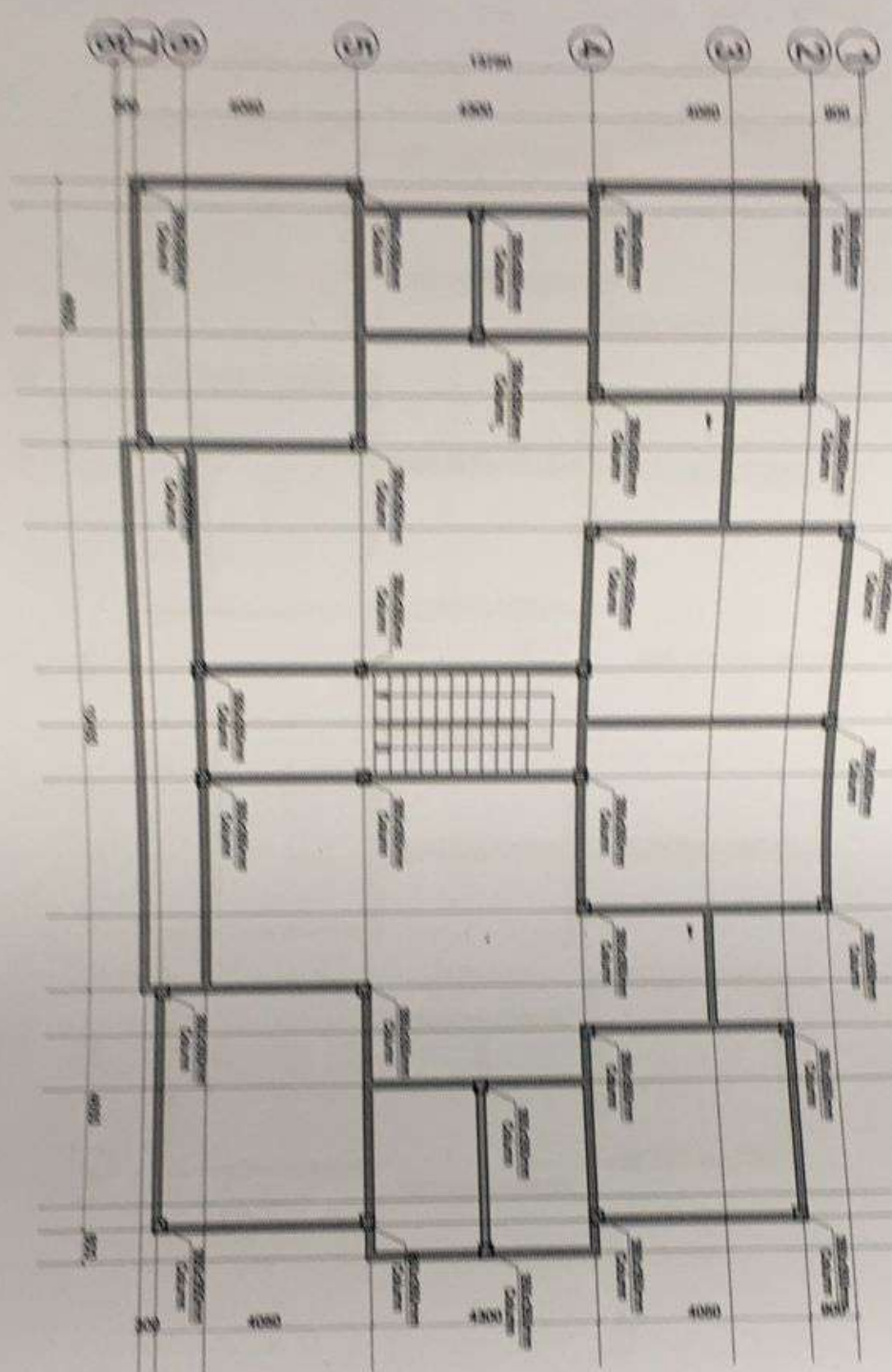
DRG. NO: AR 17



APPROVED	DATE



AB C D E F G H J K L M N P Q R



DEPARTMENT OF B.C.  
KUALA LUMPUR

**NOTES**

1. All dimensions are in meters unless otherwise stated.  
2. All columns are to be reinforced concrete.  
3. All beams are to be reinforced concrete.  
4. All walls are to be reinforced concrete.  
5. All floors are to be reinforced concrete.  
6. All roofs are to be reinforced concrete.

CLIENT: **ANISAH AGETEMANG BAHAWA AND RITA AGETEMANG BAHAWA**

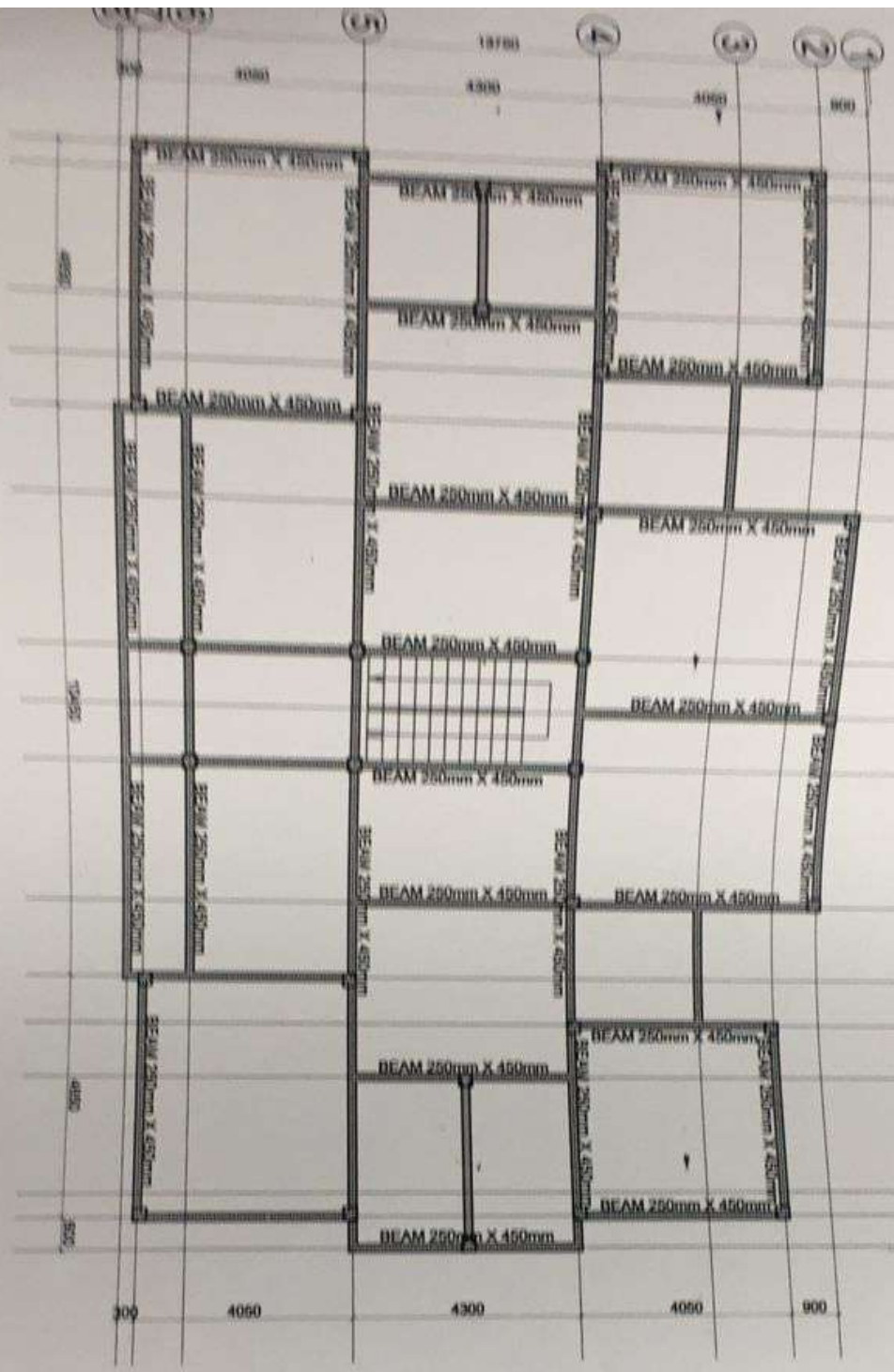
PROJECT: **ADMINISTRATOR GREATER MOJOK REGION**

PROPOSED FIVE STOREY ADMINISTRATION BLOCK

AS INDICATED

  
 SRI ENGINEERING GROUP Sdn Bhd  
 No. 12, Street 12, Kuala Lumpur  
 Tel: 03-2062-1234  
 Fax: 03-2062-1234  
 Email: info@srieng.com  
 Website: www.srieng.com

DESIGNED BY	MOHAMMAD	DATE	APR 18
DRAWN BY	MOHAMMAD	SCALE	1:100
CHECKED BY		DATE	
DATE		SCALE	
DRAWN BY		DATE	



AB  
C  
D  
E  
F  
G  
H  
J  
K  
L  
M  
N  
P  
Q

**NOTES**

1. All structural dimensions are in millimeters.  
2. All dimensions are to the center of the member unless otherwise stated.  
3. All dimensions are to the face of the member unless otherwise stated.  
4. All dimensions are to the center of the member unless otherwise stated.

CLIENT: ANSAH AGYEMANG BARUMAH AND  
RITA AGYEMANG BARUMAH  
ADWEMADOR - GREATER ACCRA REGION

PROPOSED FIVE STOREY  
ADMINISTRATION BLOCK



CHECKED BY: [Signature]  
DESIGNED BY: [Signature]  
DATE: NOV 2021  
SCALE: 1:100 & 1:50  
AR 19

AB  
C  
D  
E  
F  
G  
H  
J  
K  
L  
M  
N  
P  
Q



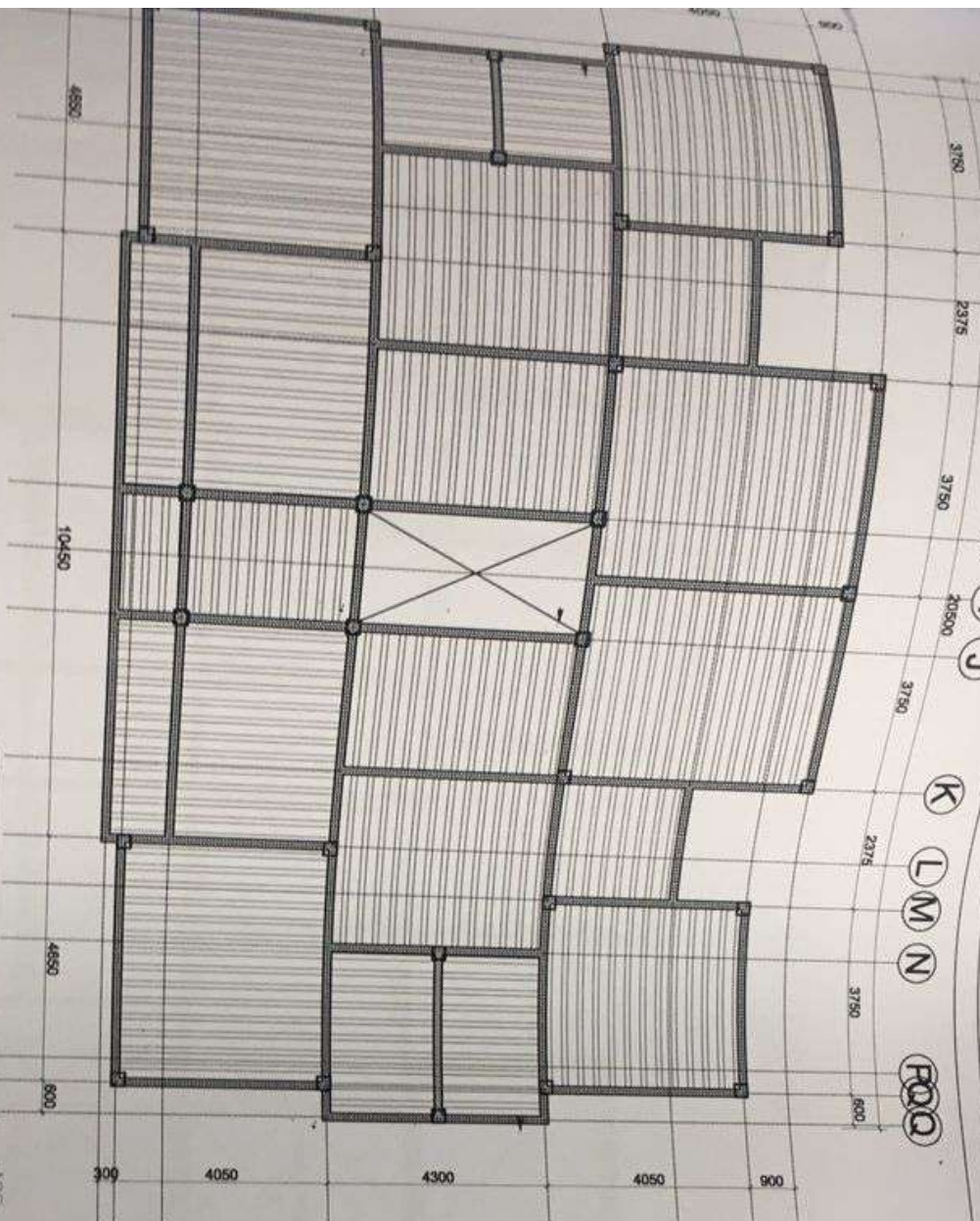
OF FIRST, SECOND  
RTH FLOOR BEAM LAYOUT

**NOTES**

1. All of beam dimensions are in mm.  
2. All of beam dimensions are in mm.  
3. All of beam dimensions are in mm.  
4. All of beam dimensions are in mm.  
5. All of beam dimensions are in mm.  
6. All of beam dimensions are in mm.  
7. All of beam dimensions are in mm.  
8. All of beam dimensions are in mm.  
9. All of beam dimensions are in mm.  
10. All of beam dimensions are in mm.

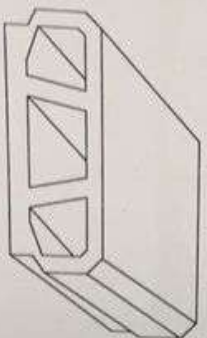
CLIENT:	ANSAH AGYEMANG BARIMAH AND RITA AGYEMANG BARIMAH	PROJECT:	PROPOSED FIVE STOREY ADMINISTRATION BLOCK
LOCATION:	ADWEMADOR - GREATER ACCRA REGION	DRAWING TITLE:	AS INDICATED
DESIGNED BY:	NONOJUS	CHECKED BY:	NONOJUS
DATE:	NOV/2021	DRAWN BY:	NONOJUS
SCALE:	1:100 & 1:25	DATE:	NOV/2021
SHEET No. 012		SCALE:	1:100 & 1:25
		DATE:	NOV/2021
		SCALE:	1:100 & 1:25
		SHEET No. 012	

AB C D E F G H J K L M N P Q R

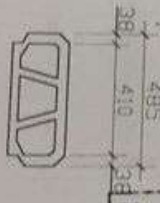


**ARRANGEMENT OF R.C  
THIRD & FOURTH FLOOR SLAB**

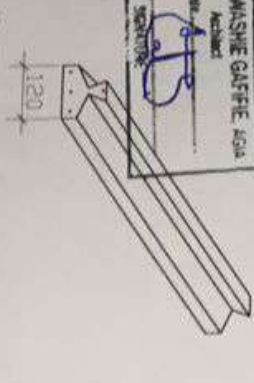
**H16- HOLLOW-POT BLOCK**  
[ scale = 1:50mm ]



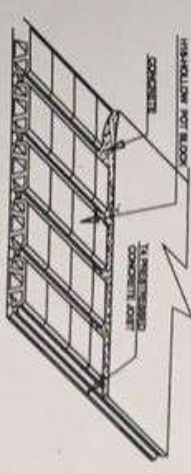
**FRONT VIEW OF  
H16-HOLLOW BLOCK**  
[ scale = 1:50mm ]



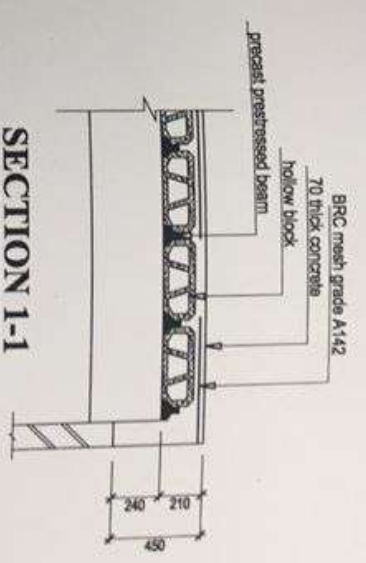
**T4 PRESTRESSED CONCRETE  
JOIST**  
[ scale = 1:50mm ]



**PRESTRESSED CONCRETE  
POT SLAB**  
[ scale = 1:50mm ]



**SECTION 1-1**  
[ scale = 1:25mm ]



**THE GIRA**  
ANTHONY KWAHSHIE GASFIE AUSA  
Reg. No. 398 DRA. ARCHITECT  
SIGNATURE

<b>NOTES</b>	<b>CLIENT:</b> ANSAH AGYEMANG BARIMAH AND RITA AGYEMANG BARIMAH	<b>PROJECT:</b> PROPOSED FIVE STOREY ADMINISTRATION BLOCK
Do not scale dimensions from drawings. Check any dimensions in drawings against the drawings. Dimensions shall be in millimeters. All dimensions shall be in millimeters. All dimensions shall be in millimeters. All dimensions shall be in millimeters.	<b>LOCATION:</b> ADWEMADOR - GREATER ACCRA REGION	<b>DRAWING TITLE:</b> AS INDICATED
<b>DESIGNED BY:</b> NICHOLAS	<b>CHECKED BY:</b> NICHOLAS	<b>DATE:</b> NOV 2021
<b>SCALE:</b> 1:500 & 1:25	<b>DR. NO.:</b> AR.21	

AB

C

D

E

F

G

H

J

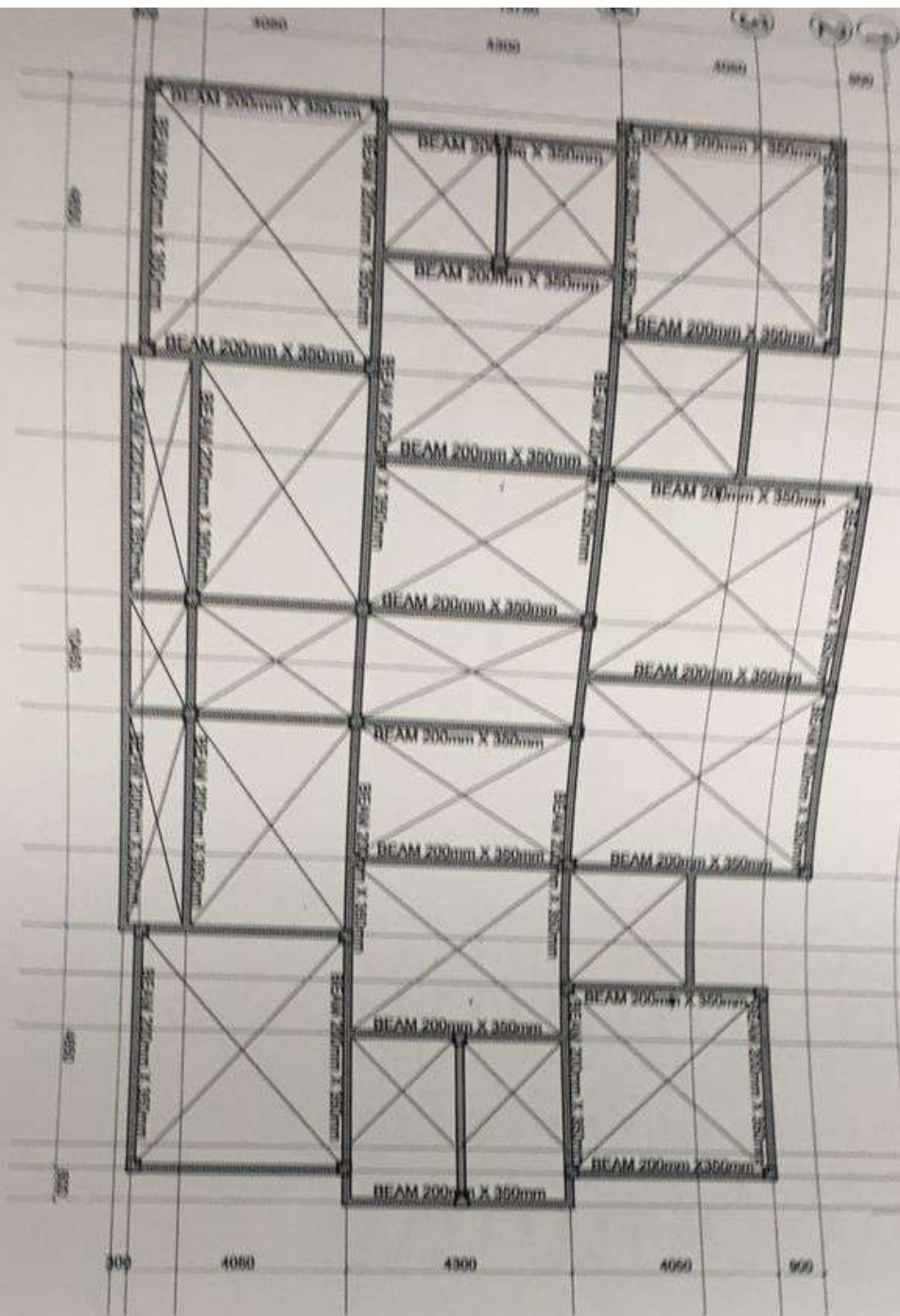
K

L

M

N

POQ



**NOTES**

1. All work to be done in accordance with the approved drawings and specifications.  
 2. The contractor shall be responsible for obtaining all necessary permits and approvals.  
 3. The contractor shall ensure that all work is completed within the specified time frame.  
 4. The contractor shall maintain a clean and safe work site at all times.  
 5. The contractor shall provide regular progress reports to the client.

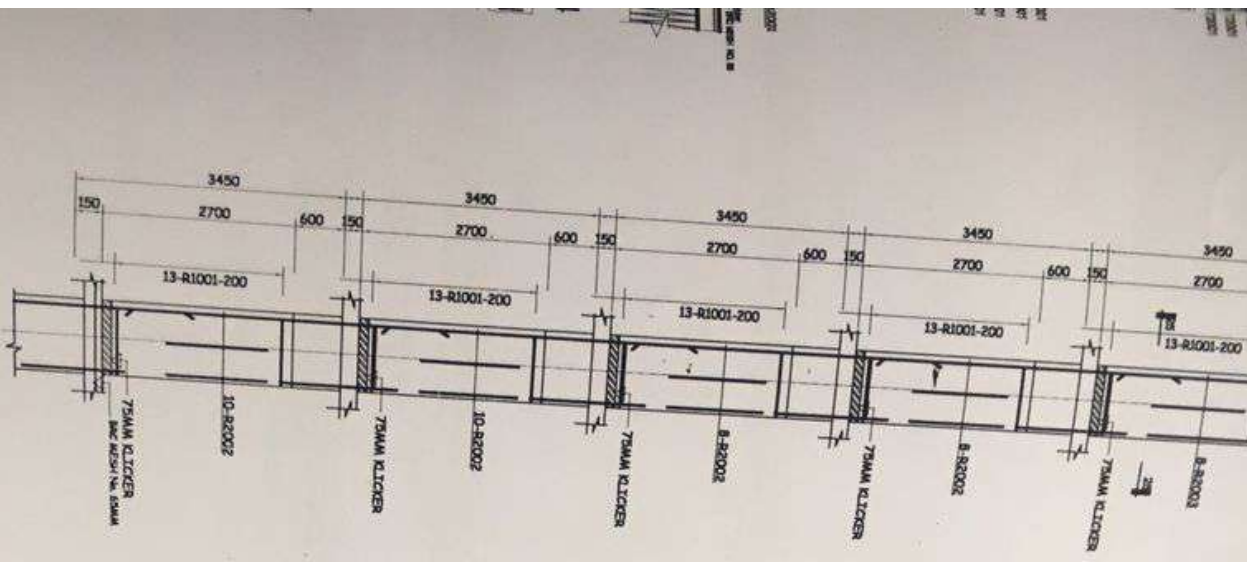
SUBJECT: ANSAH AGYEWANG BARUMAH AND  
 PITA AGYEWANG BARUMAH

LOCATION: ADWEMADOR - GREATER ACCRA REGION

PROJECT: PROPOSED FIVE STOREY  
 ADMINISTRATION BLOCK



CHECKED BY:	DESIGNED BY:	DATE:
DRAWN BY:	NO. OF SHEETS:	NO. OF PAGES:
DATE:	NO. OF SHEETS:	NO. OF PAGES:



**NOTES**

Do not scale dimensions from drawings. Check all dimensions against your own measurements. Suppliers must verify all dimensions before commencing any work or making any shop drawings. Immediately contact the Architect for clarification.

Bar No.	Dia (mm)	Qty	Len (mm)	Shape
R1001	10mm	894	1190	100
T1601	16mm	6	7650	7500
T1602	16mm	6	3750	3800
T1603	16mm	6	4000	3700
T1604	16mm	6	4100	3800
T1605	16mm	24	5125	4600
T1606	16mm	6	4700	4600
T1607	16mm	12	6875	6875
T1608	16mm	4	6500	6500
T1609	16mm	6	7825	7825
T1610	16mm	2	5650	5650
T1611	16mm	6	6025	6725
T1612	16mm	6	6200	6800
T1613	16mm	6	4150	4000
T1614	16mm	6	7150	7000
T1615	16mm	6	4000	3700
T1616	16mm	6	4100	3800
T1617	16mm	24	5125	4625

CLIENT: ANSAH AGYEMANG BARIMAH AND RITA AGYEMANG BARIMAH  
 LOCATION: ADWEMADOR - GREATER ACCRA REGION

PROJECT: PROPOSED FIVE STOREY ADMINISTRATION BLOCK  
 DRAWING TITLE: AS INDICATED

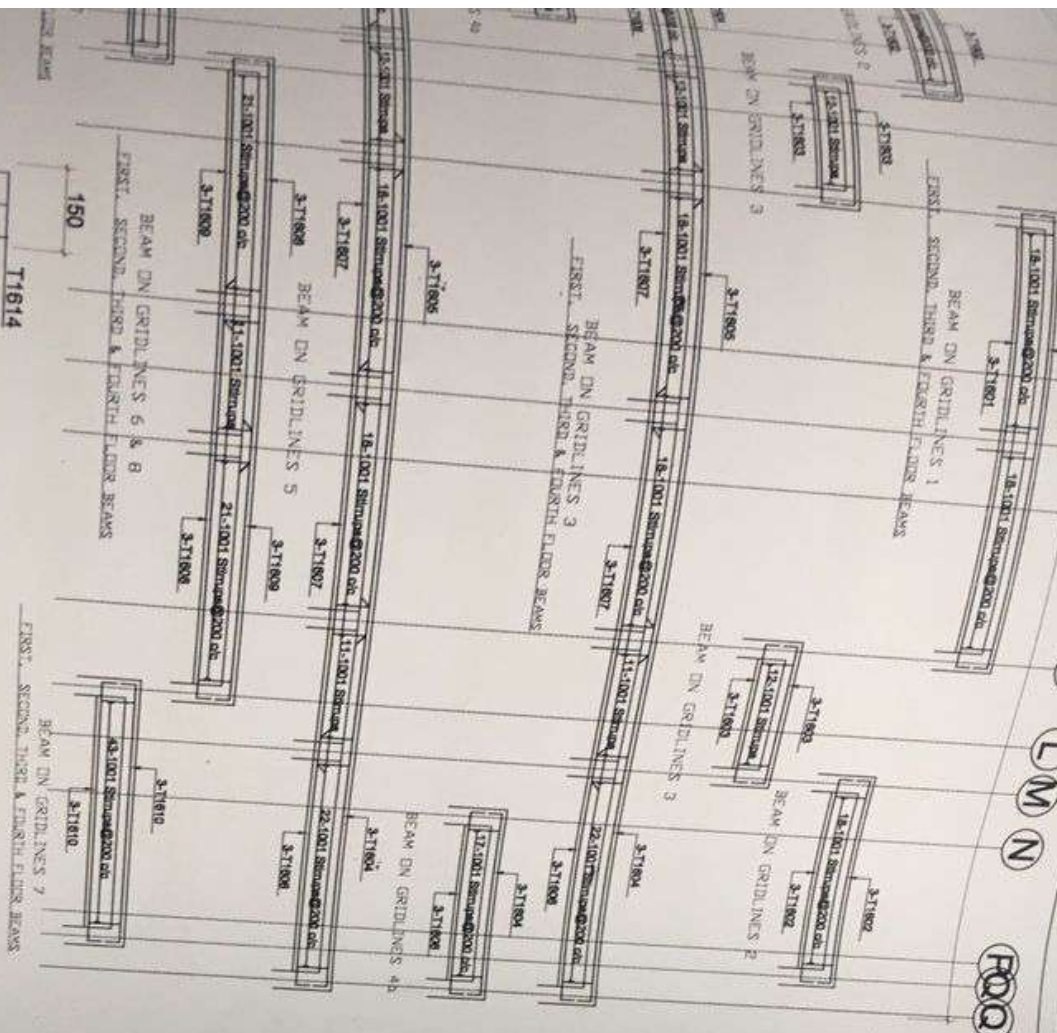
**BENDING SCHEDULE**

Bar No.	Dia (mm)	Qty	Len (mm)	Shape
R1210	R12	6	2100	100
R1211	R12	9	4450	300
R1212	R12	6	1950	100
R1213	R12	48	4200	300
R1214	R12	24	1050	100
R1215	R12	6	2100	100
R1215	R12	6	2250	200

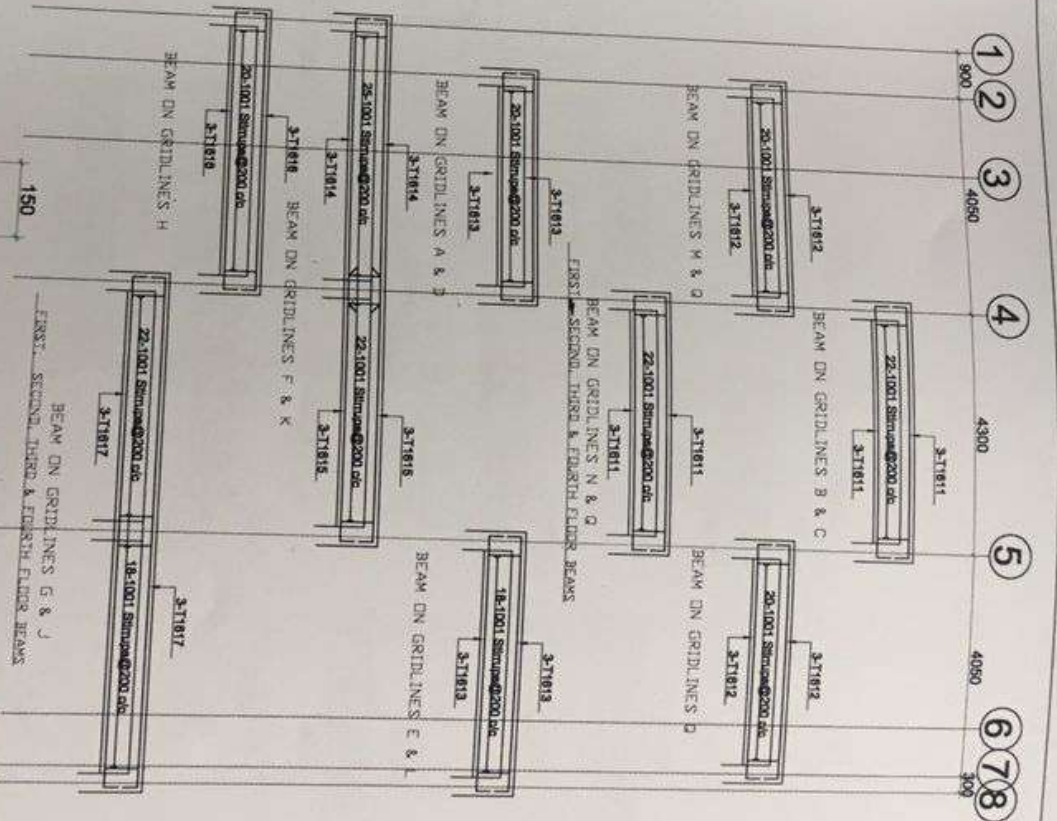
NO.	DIA	LENG.	QTY.	SHAPE
1601	16	1750	1064	225
2002	16	3225	456	225
2003	16	4000	1388	straight bar
2004	16	3350	456	150
1001	10	700	1100	250
1001	10	700	1300	150



CHECKED BY: NICHOLAS  
 DESIGNED BY: NICHOLAS  
 DATE: NOV 2021  
 SCALE: 1:100 & 1:25  
 SHEET NO.: 012  
 DR. no. AR.23  
 SHE. SIZE: A4



SECTION 01-01



SECTION 02-02

**NOTES**

Do not scale dimensions from drawings. Steel reinforcement is dimensioned according to S.A. Code of Practice for Reinforced Concrete Structures. Reinforcement details are shown in accordance with S.A. Code of Practice for Reinforced Concrete Structures. Reinforcement details are shown in accordance with S.A. Code of Practice for Reinforced Concrete Structures.

CLIENT: ANSAH AGYEMANG BARIMAH AND RITA AGYEMANG BARIMAH

PROJECT: PROPOSED FIVE STOREY ADMINISTRATION BLOCK

LOCATION: ADWEMADOR - GREATER ACCRA REGION

DRAWING TITLE: AS INDICATED

ANTHONY KWASHIE GAFFIE, AGA  
 No. 298, DOR, Accra  
 ARCHITECT  
  
 NICHOLAS  
 No. 475, DOR, Accra  
 ARCHITECT

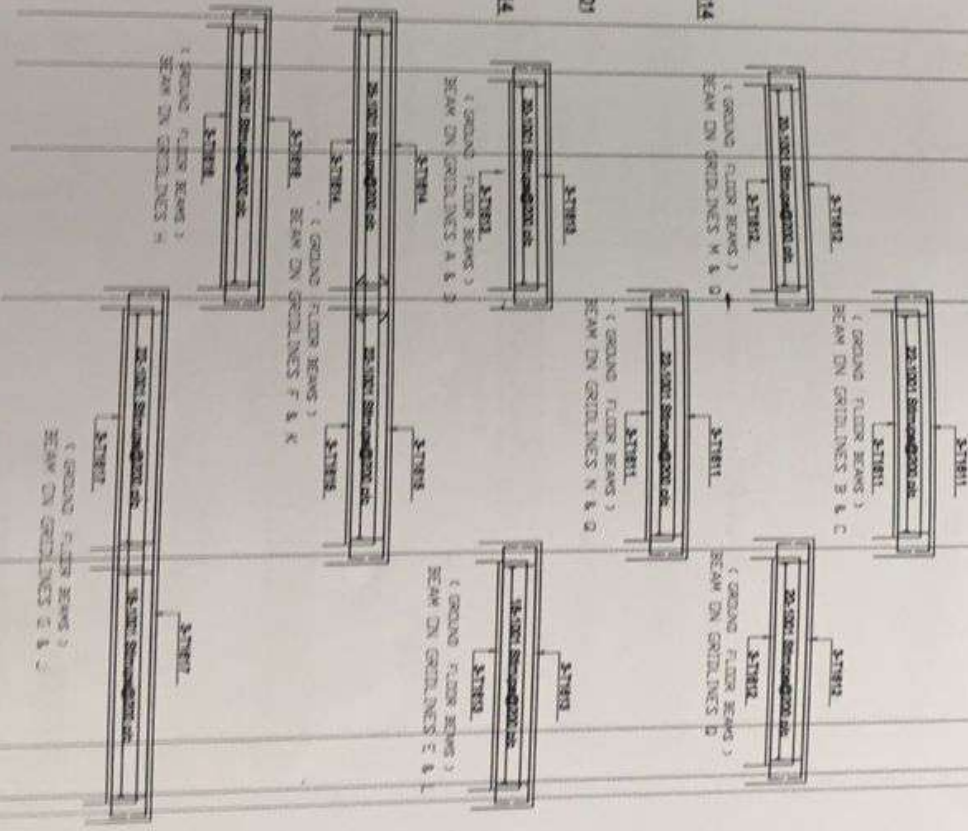
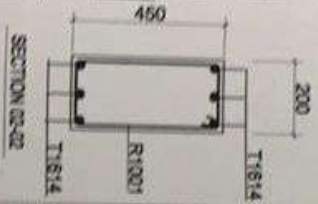
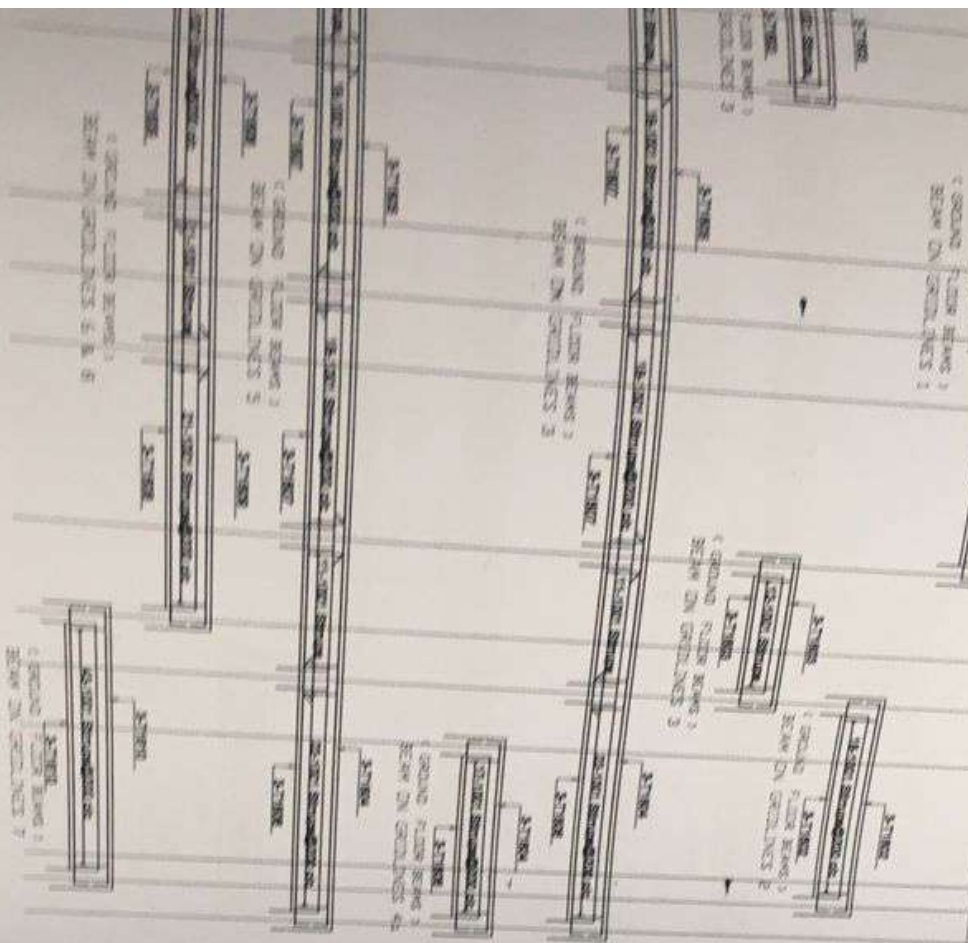
CHECKED BY:	NICHOLAS
DESIGNED BY:	NICHOLAS
DRAWN BY:	NICHOLAS
DATE:	NOV 2021
SCALE:	1:100 & 1:25
SHEET NO.:	012

AR.25

DE F G H J K L M N

POA

1 2 3 4 5 6 7 8  
800 4050 4900 4050 800



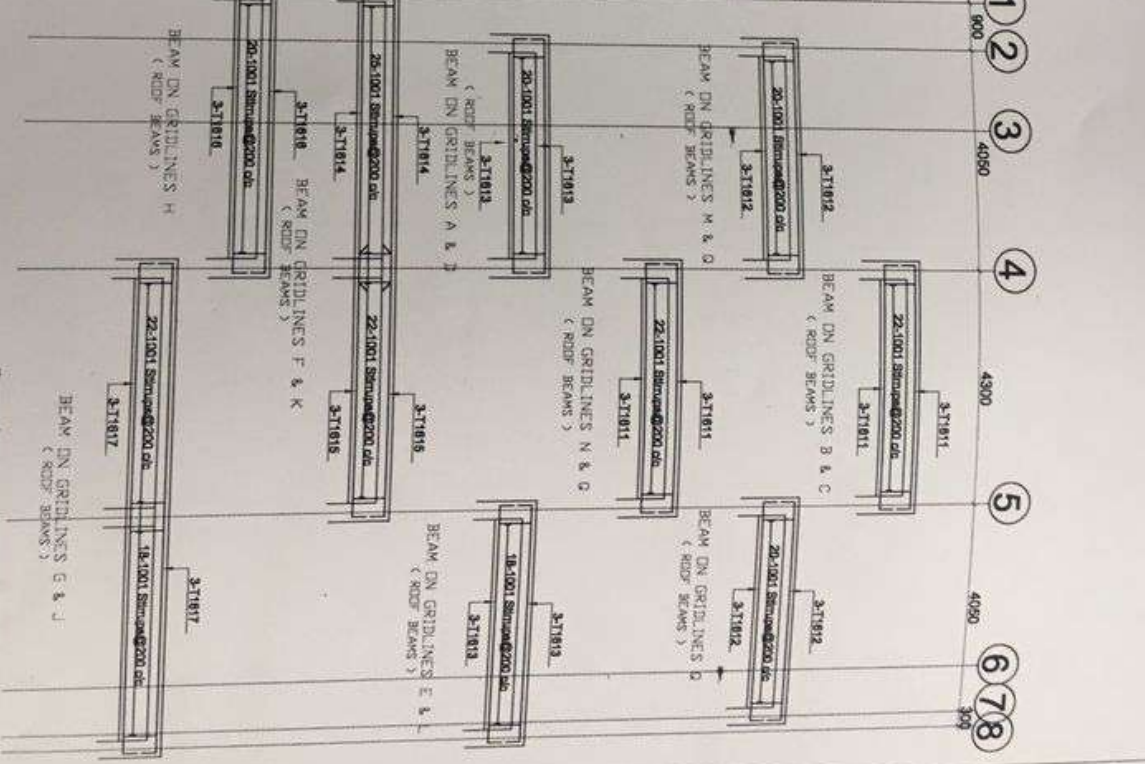
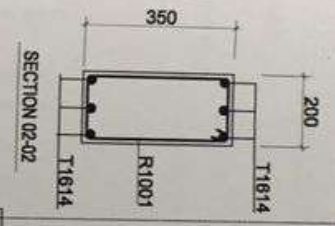
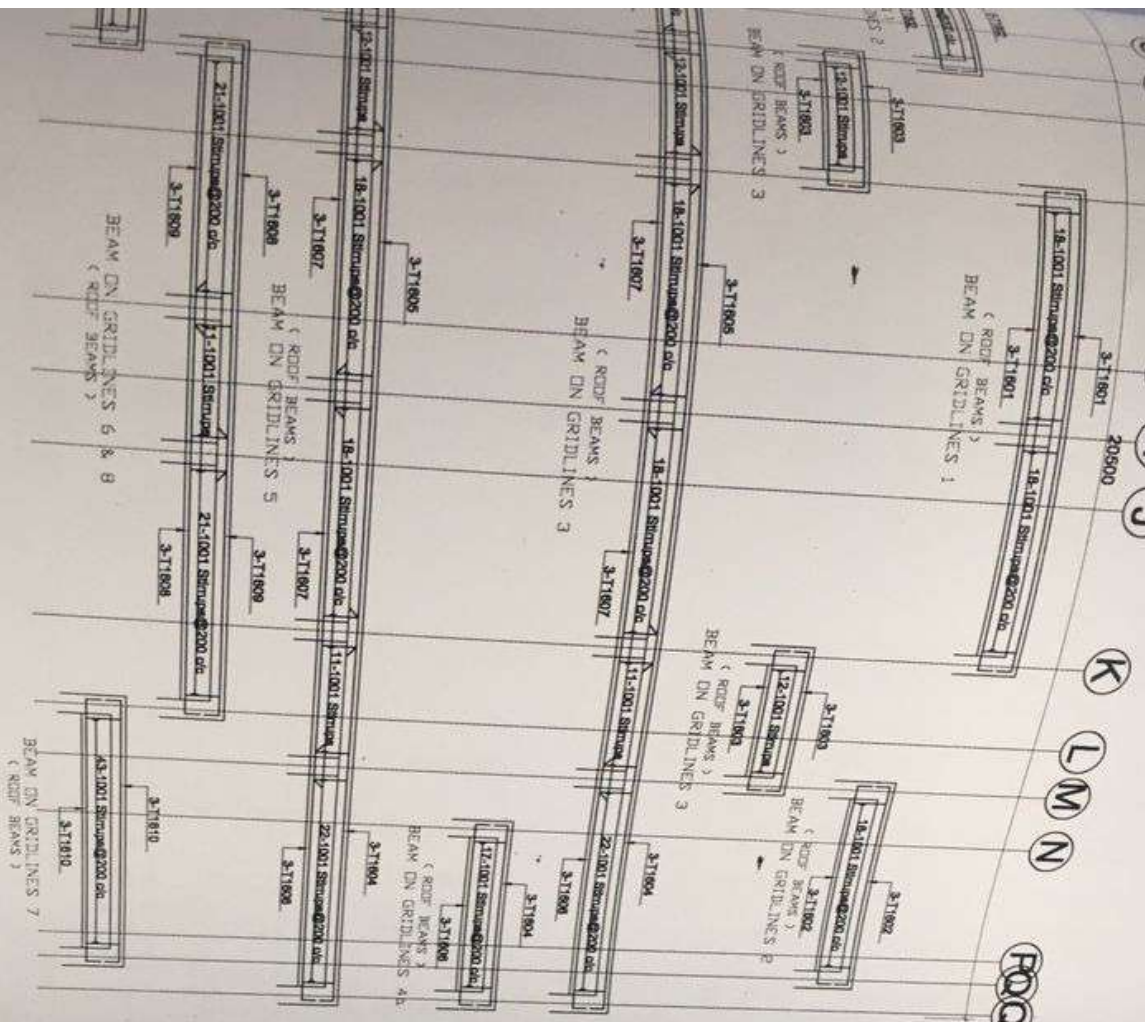
# NOTES

CLIENT: ANSAH AGYEMANG BARIMAH AND RITA AGYEMANG BARIMAH  
 ADMEMADOR - GREATER ADCRA REGION

PROJECT: PROPOSED FIVE STOREY ADMINISTRATION BLOCK

CHECKED BY: NIKOLAS  
 DESIGNED BY: NIKOLAS  
 DRAWN BY: NIKOLAS  
 DATE: NOV 2011  
 No. 20 788  
 AR 24





**NOTES**

Do not scale dimensions from drawings.  
 Check dimensions of all dimensions.  
 Corrections, Sub-Corrections and  
 Supplement must verify all dimensions  
 before commencing any work or  
 making any shop drawings.  
 Should any discrepancy in dimensions  
 occur between architect,  
 engineer or S&S-Contractors  
 drawings, the Contractor shall  
 immediately contact the Architect for clarification.

CLIENT: ANSAH AGYEMANG BARIMAH AND  
 RITA AGYEMANG BARIMAH

LOCATION: ADWEMADOR - GREATER ACCRA REGION

PROJECT: PROPOSED FIVE STOREY  
 ADMINISTRATION BLOCK

DRAWING TITLE: AS INDICATED



CHECK	APPROVED	DATE
DESIGNED BY: NICHOLAS DRAWN BY: NICHOLAS DATE: NOV 2021 SCALE: 1:100 & 1:25 SHEET No. 012		
CHECKED BY: NICHOLAS DRAWN BY: NICHOLAS DATE: NOV 2021 SCALE: 1:100 & 1:25 SHEET No. 012		
No. of sheets: 012 Total sheets: 012 Date: 08/11/2021 Scale: 1:100 & 1:25 Sheet No.: 012		
No. of sheets: 012 Total sheets: 012 Date: 08/11/2021 Scale: 1:100 & 1:25 Sheet No.: 012		

AR.26